
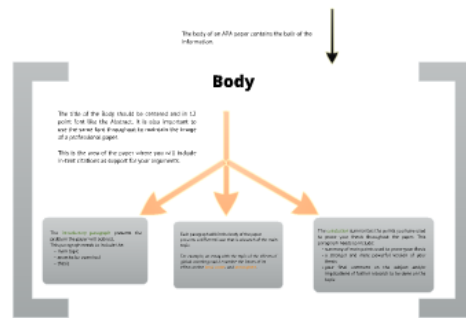


**Rinning Head Orion Controls**

BSW Orientation Fall 2013  
 Ashley Rosener  
 Liaison Librarian for the School of Social Work



## Rinning Head Orion Controls

BSW Orientation Fall 2013  
Ashley Rosener  
Liaison Librarian for the School of Social Work

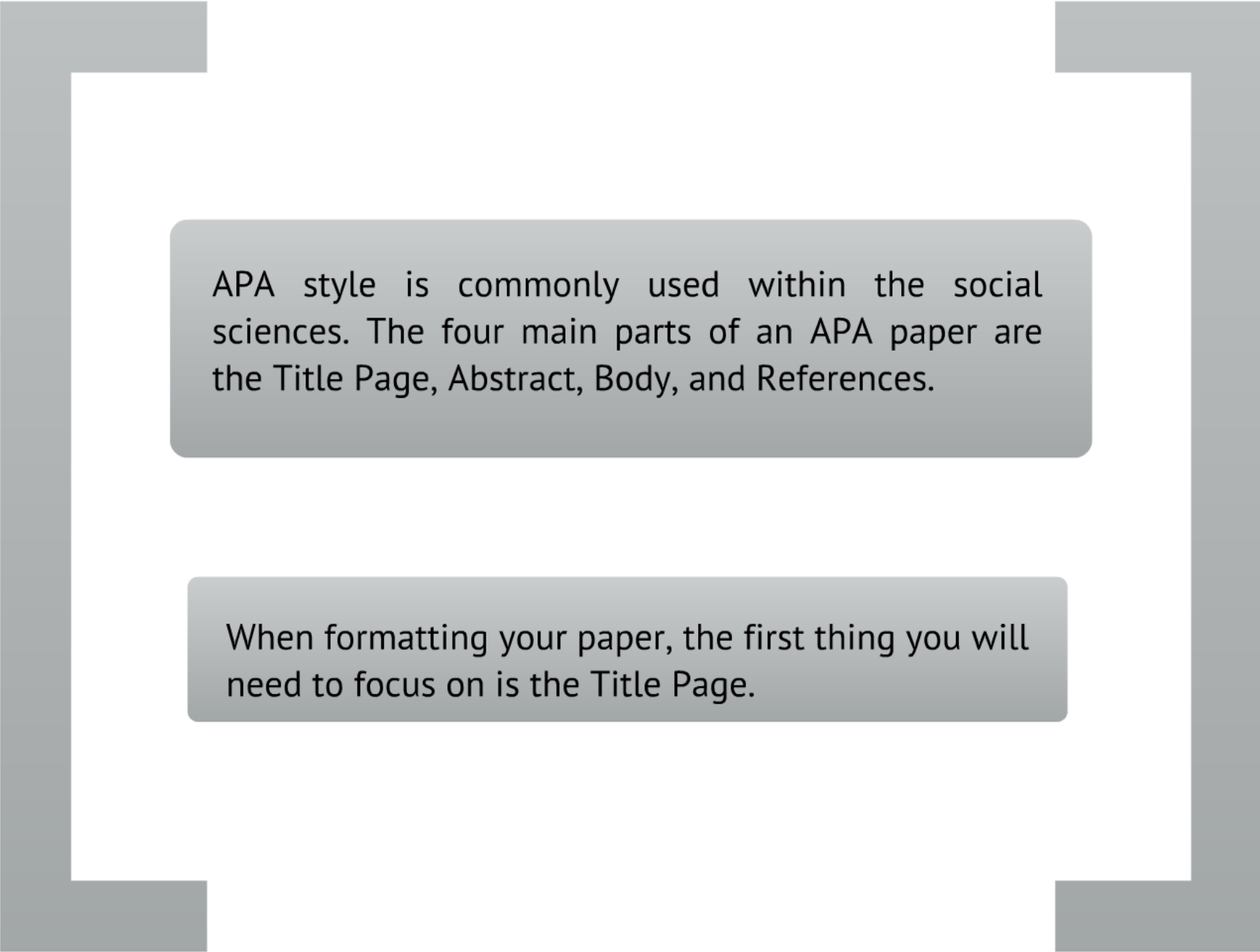
Thecasesolution.com

# **Rinning Head Orion Controls**

BSW Orientation Fall 2013

Ashley Rosener

Liaison Librarian for the School of Social Work



APA style is commonly used within the social sciences. The four main parts of an APA paper are the Title Page, Abstract, Body, and References.

When formatting your paper, the first thing you will need to focus on is the Title Page.

# Title Page


The basic Title Page should include (in order):

- title
- author's name
- school

(If your instructor provides you with different instructions, follow those).

Times New Roman 12 pt. is the recommended font for APA papers (unless otherwise specified by your instructor).

Be sure that the font of the header matches the font of the paper.



An example APA Title Page



The basic Title Page should include (in order):

- title
- author's name
- school

(If your instructor provides you with different instructions, follow those).

# Page

Times New Roman 12 pt. is the recommended font for APA papers (unless otherwise specified by your instructor).

Be sure that the font of the header matches the font of the paper.

# An example APA Title Page