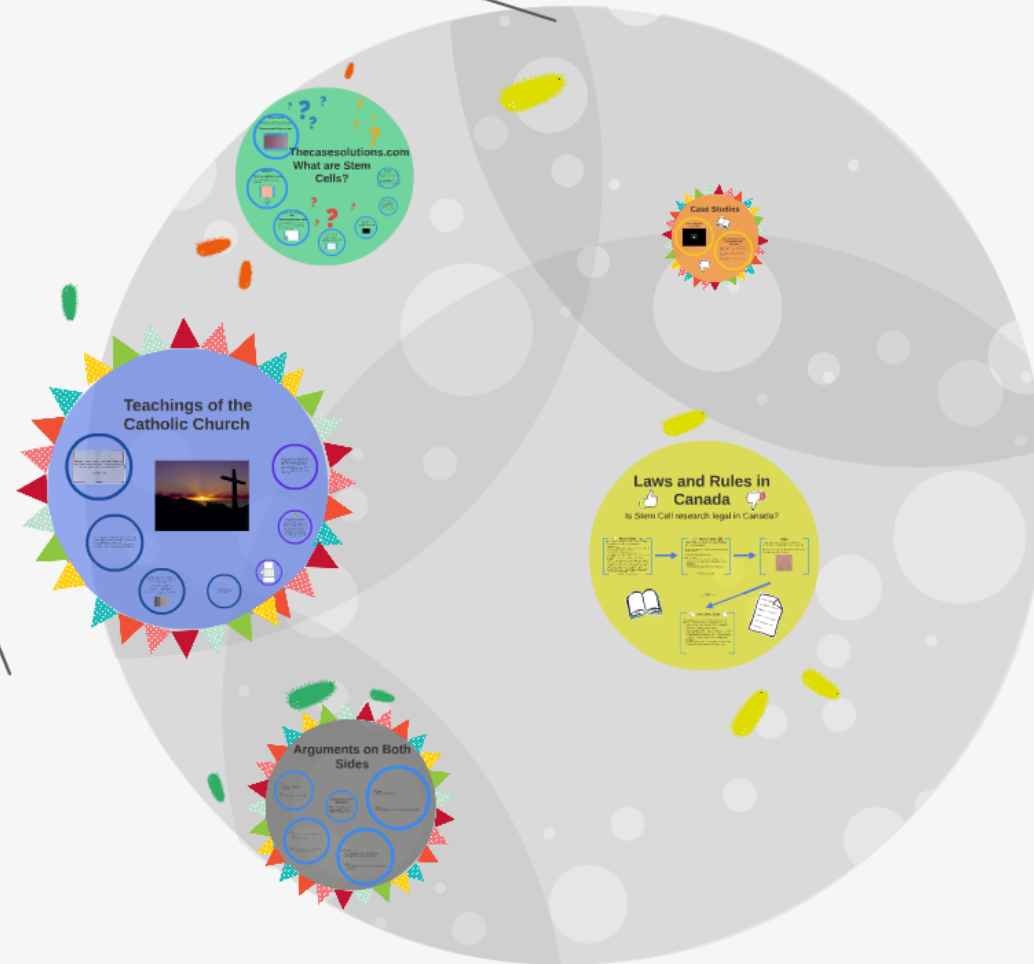


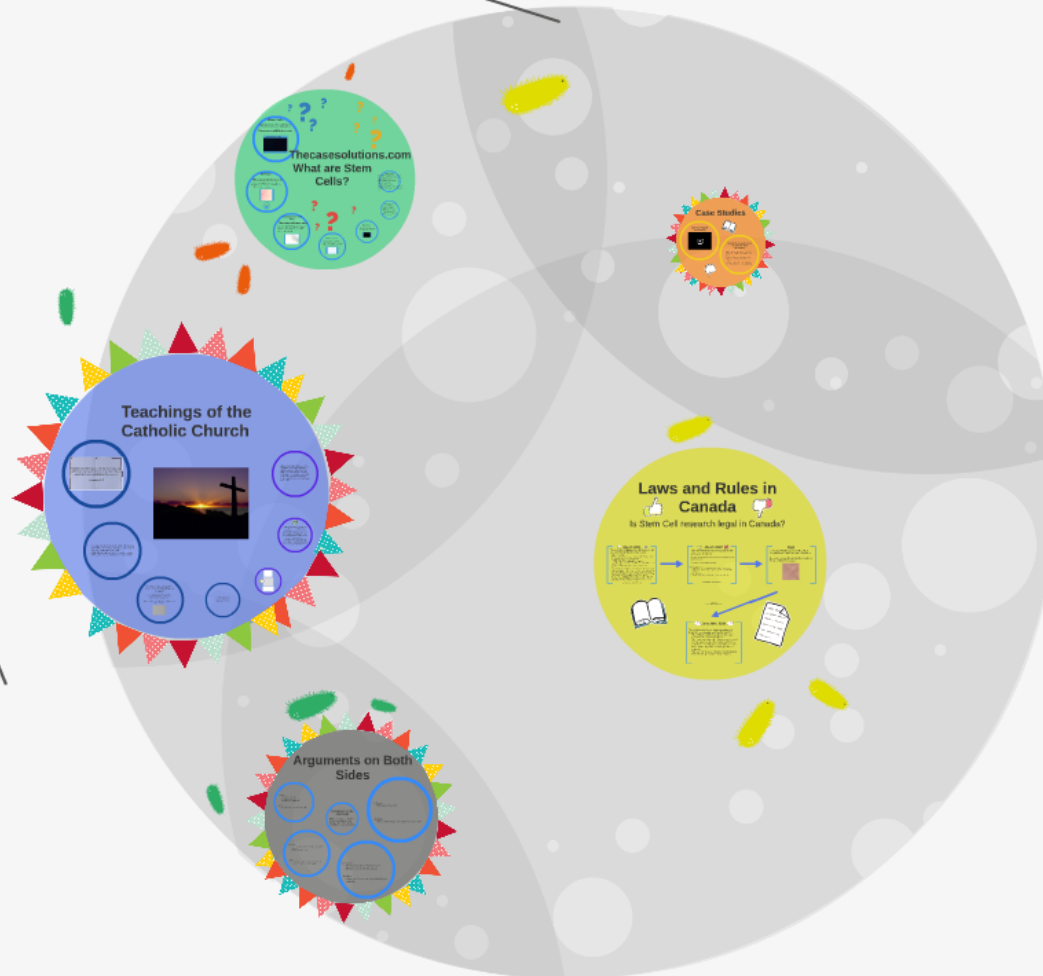


Lyons Document Storage Corporation: Bond Accounting, Spanish Version



Thecasesolutions.com

Lyons Document Storage Corporation: Bond Accounting, Spanish Version



Thecasesolutions.com



Stem Cells

Stem Cells are cells with the ability to divide continuously to give rise to specialized cells.

Thecasesolutions.com



Thecasesolutions.com What are Stem Cells?

Embryo

Thecasesolutions.com

In humans, the developing organism from the time of fertilization until the end of the eighth week of gestation, when it is called a fetus.

In other words, a potential human being.



Works Cited

1. "What are Stem Cells?" Thecasesolutions.com. Retrieved 11/11/2011.
2. "Stem Cells: A Brief History." Thecasesolutions.com. Retrieved 11/11/2011.
3. "Stem Cells: A Brief History." Thecasesolutions.com. Retrieved 11/11/2011.
4. "Stem Cells: A Brief History." Thecasesolutions.com. Retrieved 11/11/2011.
5. "Stem Cells: A Brief History." Thecasesolutions.com. Retrieved 11/11/2011.
6. "Stem Cells: A Brief History." Thecasesolutions.com. Retrieved 11/11/2011.
7. "Stem Cells: A Brief History." Thecasesolutions.com. Retrieved 11/11/2011.
8. "Stem Cells: A Brief History." Thecasesolutions.com. Retrieved 11/11/2011.
9. "Stem Cells: A Brief History." Thecasesolutions.com. Retrieved 11/11/2011.
10. "Stem Cells: A Brief History." Thecasesolutions.com. Retrieved 11/11/2011.

Somatic (adult) Stem Cells

Thecasesolutions.com

They are rare undifferentiated cells found in many organs and differentiated tissues with a limited capacity for both self-renewal and differentiation.

They are non-embryonic.



Amniotic Stem Cells

A mixture of stem cells found in the amniotic fluid surrounding a fetus during pregnancy. They, as well, have the potential to transform into various tissue types.



Stages of Embryonic Stem Cell Research

1. Fertilization of an egg and sperm to form a zygote.
2. Cleavage of the zygote into a morula.
3. Formation of the inner cell mass (ICM) and outer cell mass (OCM).
4. Isolation of the ICM and culture in a feeder cell layer.
5. Differentiation of the ICM into various cell types.

Blastocysts

A hollow sphere of cells that form in early embryonic development that contain a cluster of cells called the inner cell mass (ICM) and the outer cell mass (OCM).

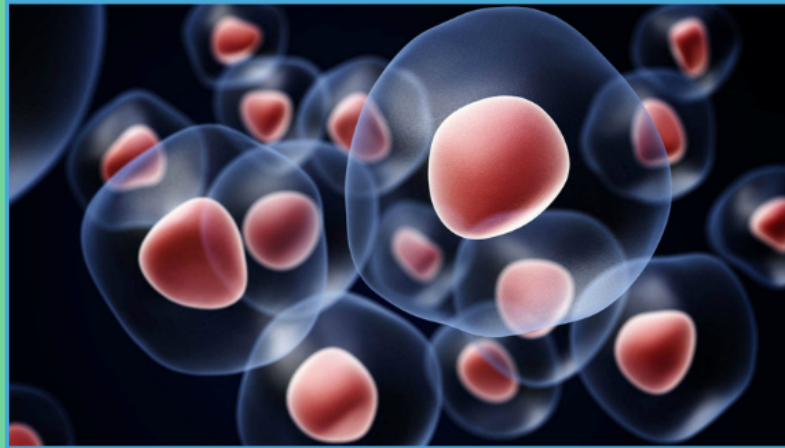


Stem Cells

Stem Cells are cells with the ability to divide continuously to give rise to specialized cells.

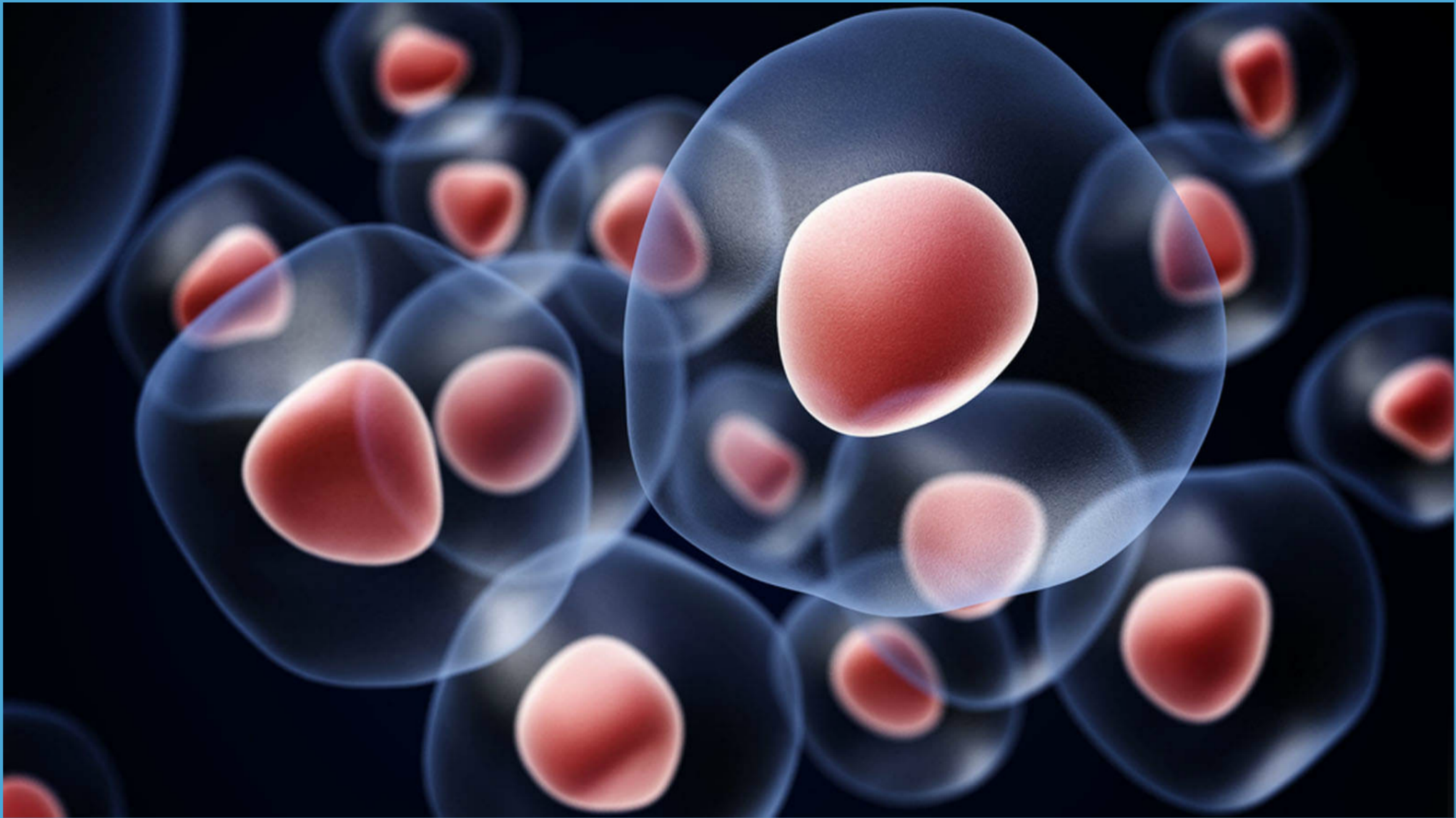
Thecasesolutions.com

Thecasesolutions.com



The

Thecasesolutions.com



Embryo

Thecasesolutions.com

*In humans, the developing organism from the time of fertilization until the end of the eighth week of gestation, when it is called a **fetus**.*

In other words, a potential human being.



Embryonic Stem
Cells

Thecasesolutions.com

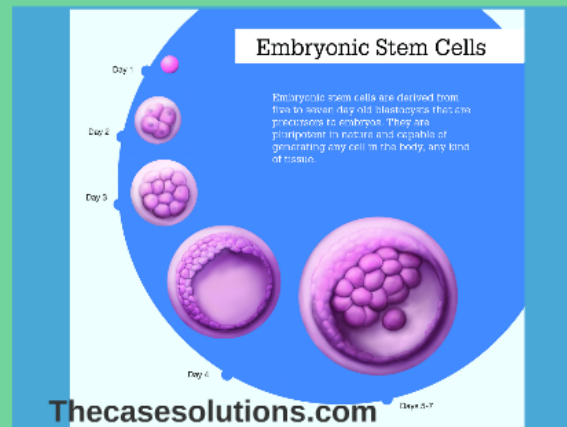
Primitive cells found in a 5 day old embryo that are capable of dividing without differentiating for a prolonged period, and are known to develop into cells and tissues of the three primary germ layers.



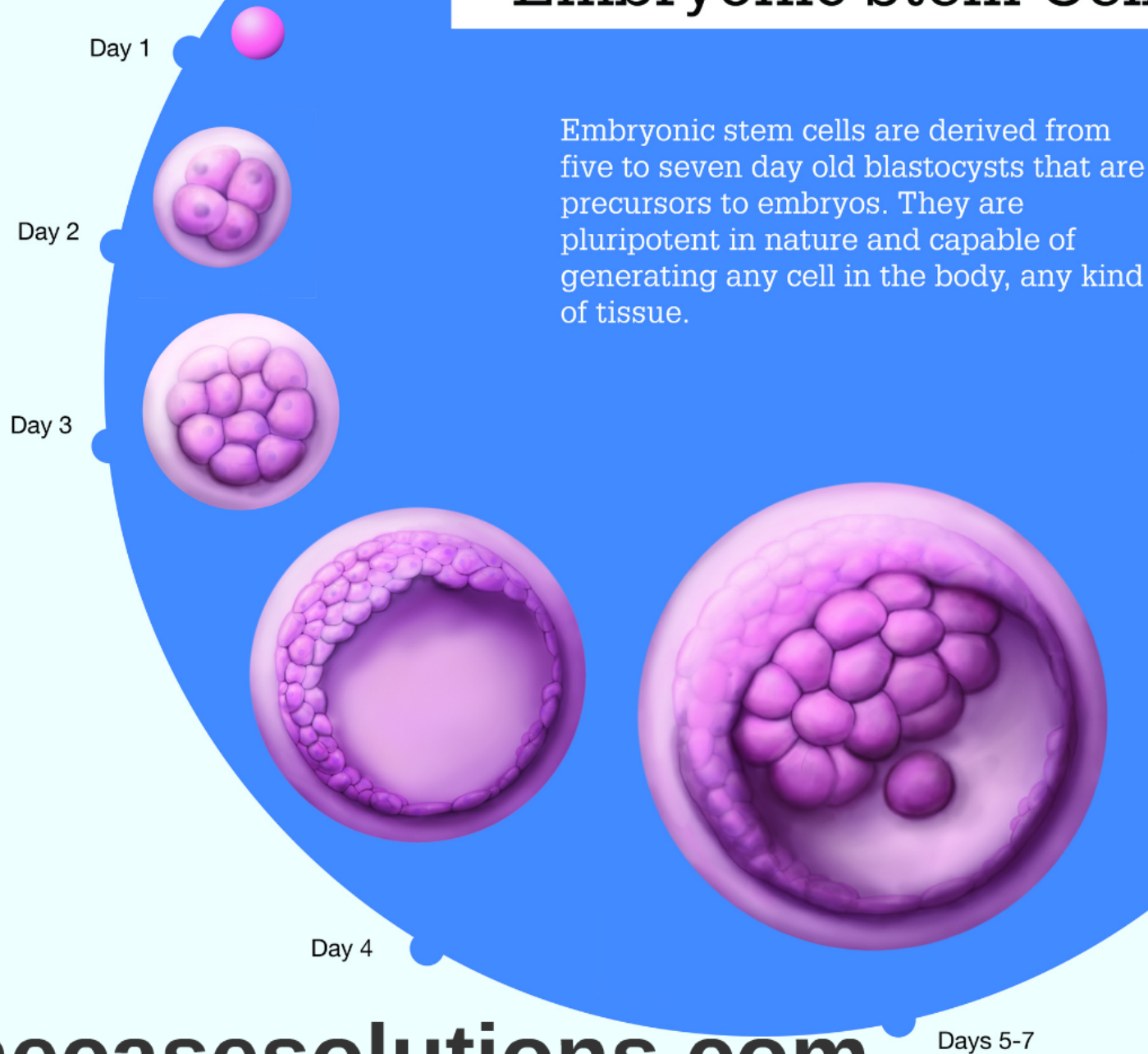
Embryonic Stem Cells

Thecasesolutions.com

Primitive cells found in a 5-day old embryo that are capable of dividing without differentiating for a prolonged period, and are known to develop into cells and tissues of the three primary germ layers.



Embryonic Stem Cells



Somatic (adult) Stem Cells

Thecasesolutions.com

They are rare undifferentiated cells found in many organs and differentiated tissues with a limited capacity for both self-renewal and differentiation.

*They are **non-embryonic**.*

