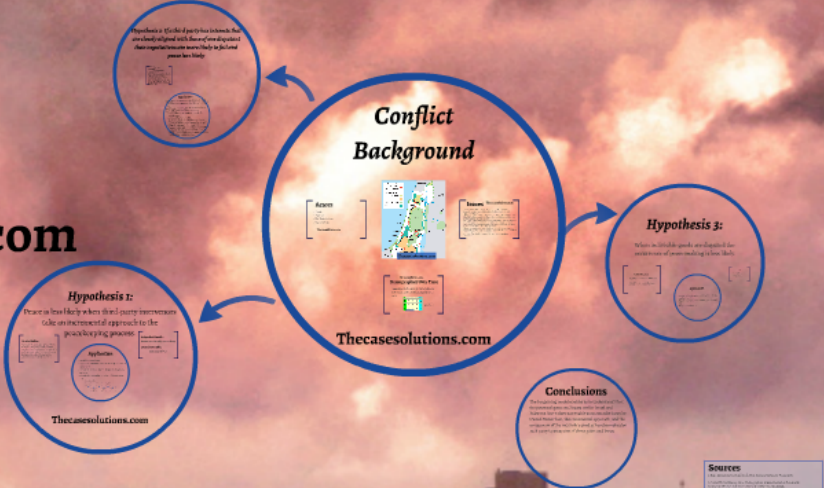


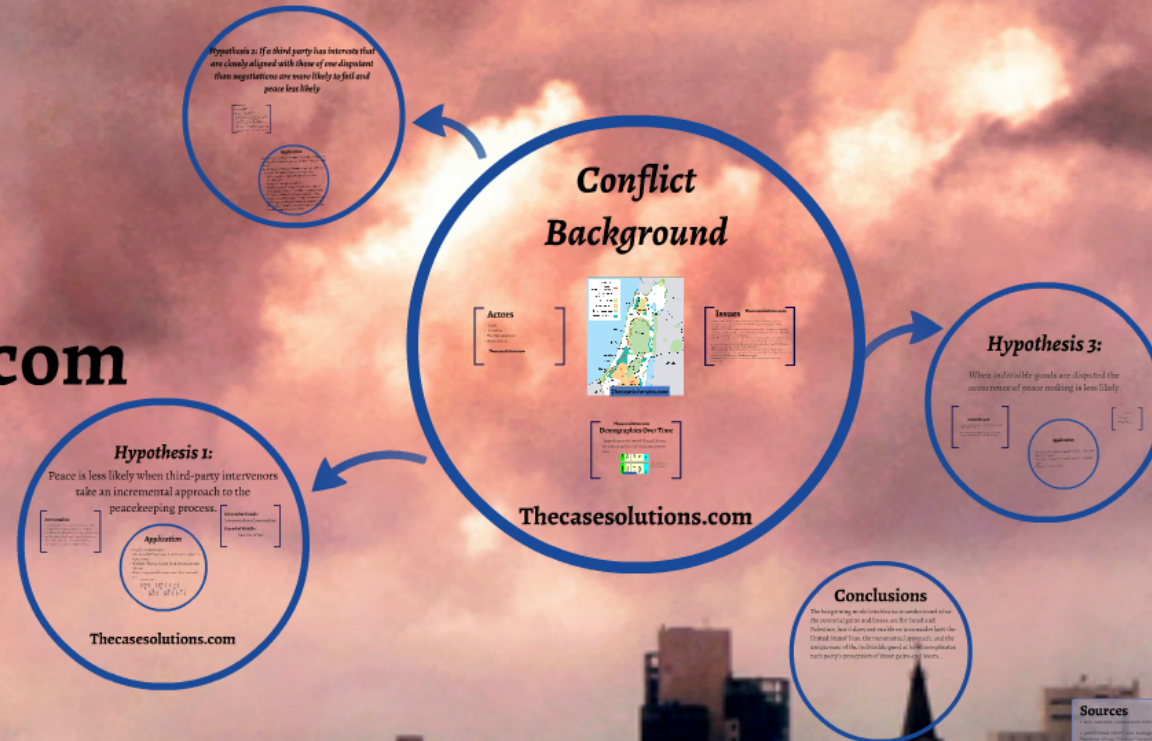
The Israeli-Palestinian Negotiating Partners: 2010 Strategic Re-assessment

Thecasesolutions.com



The Israeli-Palestinian Negotiating Partners: 2010 Strategic Re-assessment

Thecasesolutions.com



Actors

- Israel
- Palestine
- The United States
- Great Britain

Thecasesolutions.com

Issues

Thecasesolutions.com

- Bose discussion of Laqueur and Said sentiments (Laqueur - author of sympathetic account of the movement born of Zionism and Said - author of "Zionism from the standpoint of its victims"):
- **Laqueur:** "It was not the Arab's fault that Jews were persecuted in Europe,' and it was quite logical that 'from the Arab point of view Zionism was an aggressive movement, [and] Jewish immigration an invasion' of their homeland."
- **Said:** "We cannot fail to connect the horrific history of anti-Semitic massacres [in Europe] to the establishment of Israel, nor can we fail to understand the depths, the extent and the overpowering legacy of suffering and despair that informed the post-World War II Zionist movement...Palestinians...are the victims of the victims."
- **Where they diverge:** *Laqueur* Argues that the Zionist movement's intellectual origins are connected with the wave of national revivals that accompanied the French Revolution, whereas *Said* believes that Zionist was of "European provenance."
- **Conclusion** - They both make clear sense when different vantage points taken into consideration.

Thecasesolutions.com

Demographics Over Time

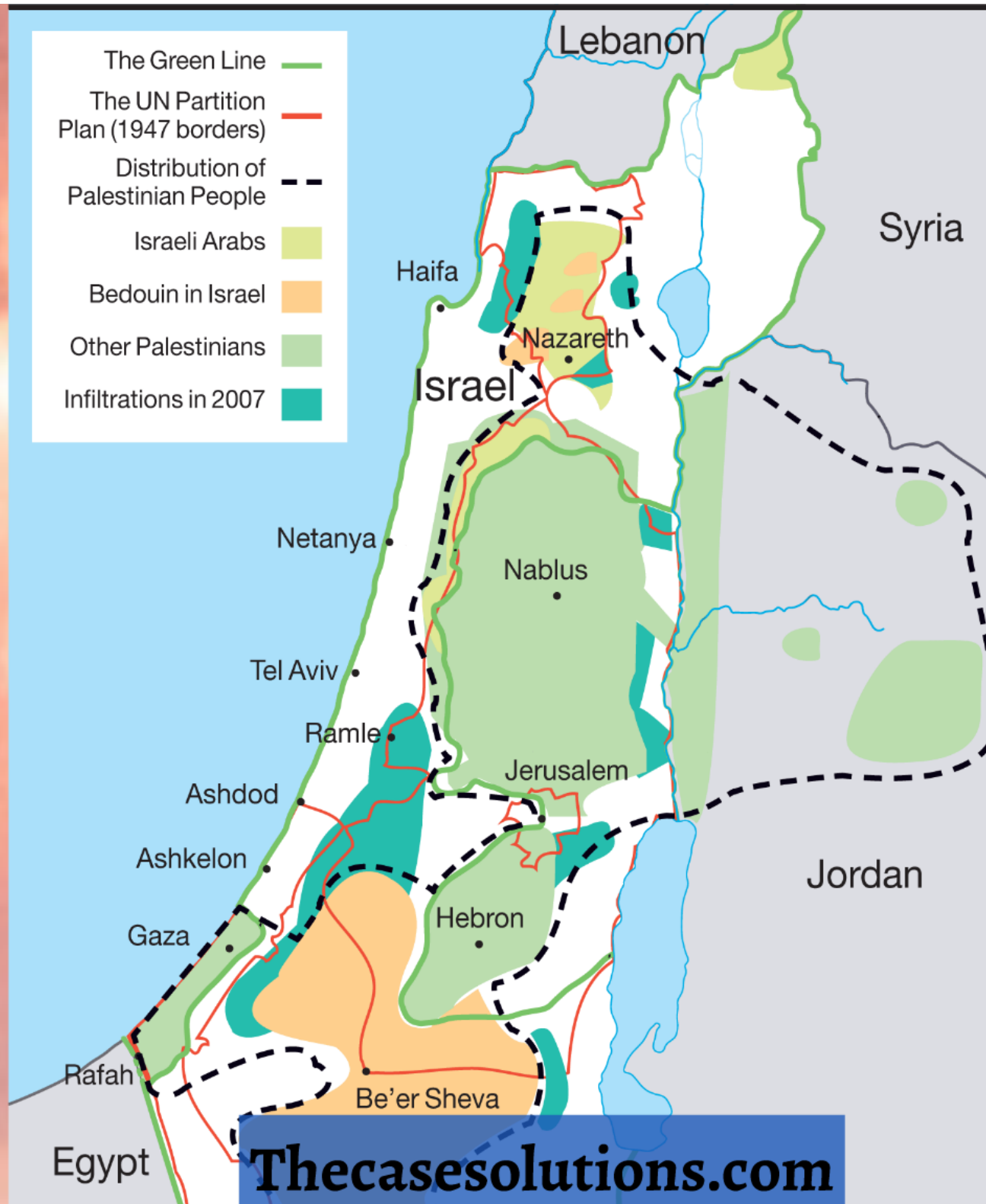
*According to the Jewish Virtual Library, Jews made up 75.2% of the population in 2014.

1948	716,700	156,000	872,700	82.1%
1950	1,203,000	167,100	1,370,100	87.8%
1955	1,590,500	198,600	1,789,100	88.9%
1960	1,911,300	239,100	2,150,400	88.9%
1965	2,299,100	299,300	2,598,400	88.5%
1970	2,582,000	440,100	3,022,100	85.5%
1975	2,959,400	533,800	3,493,200	84.7%
1980	3,282,700	639,000	3,921,700	83.7%
1985	3,517,200	749,000	4,266,200	82.5%
1990	3,946,700	875,000	4,821,700	81.9%
1995	4,522,300	1,090,000	5,612,300	80.6%
2000	4,955,400	1,413,900	6,369,300	77.8%
2005	5,313,800	1,676,900	6,990,700	76.0%
2010	5,802,900	1,892,200	7,695,100	75.4%
2013	6,042,000	1,967,000	8,018,000	75.4%
2014			8,132,000	75.2%

*from Jewish Virtual Library (source 2)

1948	716,700	156,000	872,700	82.1%
1950	1,203,000	167,100	1,370,100	87.8%
1955	1,590,500	198,600	1,789,100	88.9%
1960	1,911,300	239,100	2,150,400	88.9%
1965	2,299,100	299,300	2,598,400	88.5%
1970	2,582,000	440,100	3,022,100	85.5%
1975	2,959,400	533,800	3,493,200	84.7%
1980	3,282,700	639,000	3,921,700	83.7%
1985	3,517,200	749,000	4,266,200	82.5%
1990	3,946,700	875,000	4,821,700	81.9%
1995	4,522,300	1,090,000	5,612,300	80.6%
2000	4,955,400	1,413,900	6,369,300	77.8%
2005	5,313,800	1,676,900	6,990,700	76.0%
2010	5,802,900	1,892,200	7,695,100	75.4%
2013	6,042,000	1,967,000	8,018,000	75.4%
2014	6,102,000	2,488,000	8,132,000	75.2%

Thecasesolutions.com



- Bose
- acco
- stan
- Laqu
- logic
- imm
- Said
- the e
- over
- mov
- Whe
- conn
- Said
- Con
- cons

Hypothesis 1:

Peace is less likely when third-party intervenors take an incremental approach to the peacekeeping process.

Incrementalism:

"a strategy of step-by-step progress toward a final settlement that emphasizes gradual 'confidence building' between the parties in the conflict through a phased, sequenced process that tackles the relatively minor and less-contentious issues first." (Bose 2007, 4)

Independent Variable:

Incrementalism of peacemaking

Dependent Variable:

Duration of war

Application

- Credible Commitment*
- 1993 Israel-PLO Declaration of Principles (the Oslo Agreement)
- "Spoilers" (Hamas, Islamic Jihad, Israeli domestic politics)
- Complexity of conflict over time? (Kurtzer 2008, 6-7)

From Kurtzer (pp. 67-68)



Thecasesolutions.com