
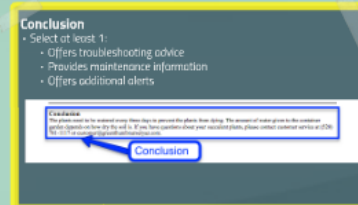


V-Cola: General Instructions



V-Cola: General Instructions

Technical Description & Instructions Proposal

April 6 at 9:30 a.m.

- Write discussion post on Canvas under “Proposal for Technical Description & Instructions” topic
- Post must include the following:
 - Explain product or object you will use to write technical description
 - Explain connection between product or object and instructions
 - Explain purpose of instructions
 - Describe audience
 - Provide a list of graphics or images that can be used in your instructions

TheCaseSolutions.com

Lecture Objectives

- Consider the role ethics plays in writing and designing technical instructions
- Apply general guidelines to writing technical instructions
- Recall the role visuals play in technical instructions
- Recall the key elements of design when producing technical instructions

TheCaseSolutions.com



Ethics & Technical Instructions

- Functionality
- Safety
- Misuse of the product
- Hazards even with proper use
- Troubleshooting
- Product liability

TheCaseSolutions.com



Key Elements

- Title/Title Image
- Byline
- Date
- Introduction
- Alerts
- Equipment Needed
- Parts List
- Steps
- Conclusion

Title, Byline, Date

Optional Items:
Table of contents
Organizational structure
Description of how audiences can use instructions
Key terms

Green Thumb Nursery

1574 Johnston Road • Tucson, AZ 85745

(520) 781-1117 • customer@greenthumbnurseryaz.com • www.greenthumbnurseryaz.com

Byline

Designing Container Gardens with Succulent Plants

Title

Green Thumb Nursery is pleased you are interested in growing succulents. This set of instructions is designed to provide you with information for how to design a container garden featuring succulent plants. Succulents are easy to care for if you consider the issues with watering, drainage and sunlight.



Introduction
* Tell aim of instructions
* Tell what problem instructions help solve

TheCaseSolutions.com

Date

The instructions were created on May 19, 2013. We thank Kerry Michaels for permission to use her photos to illustrate the steps.

Equipment, Materials vs. Parts Lists

TheCaseSolutions.com

Parts List
Parts needed to
work with to
complete
instructions

Include
name &
image

Equipment List

Equipment Needed

During assembly of the container gardens, the instructions will ask for you to use the equipment shown below.



1 pair of garden gloves



1 medium-sized paint brush




1 pair of scissors

Parts List

You will need to purchase the following items.



2 Crassulaceae family succulents



2 Echeveria runyonii succulents



2 crasula family succulents



2 Echeveria purpusorum succulents



1 roll of plastic window screening



1 bag of black river stones



1 shallow container with a drainage hole for water



1 bag of Hoffman's Cactus & Succulent Potting Soil Mix

Steps & Explanations

1. Select a shallow container from the supply table.

Because the roots of succulent plants are relatively shallow, a bowl or dish can work as a pot. Just make sure that your pot has good drainage.

Step



Explanation

TheCaseSolutions.com

Steps:

Sequence of tasks telling readers what to do

Explanations:

suggestions or tips that make completing instructions more efficient

Activity:

How well did the author follow the characteristics of good steps? What was well done? What could be better?