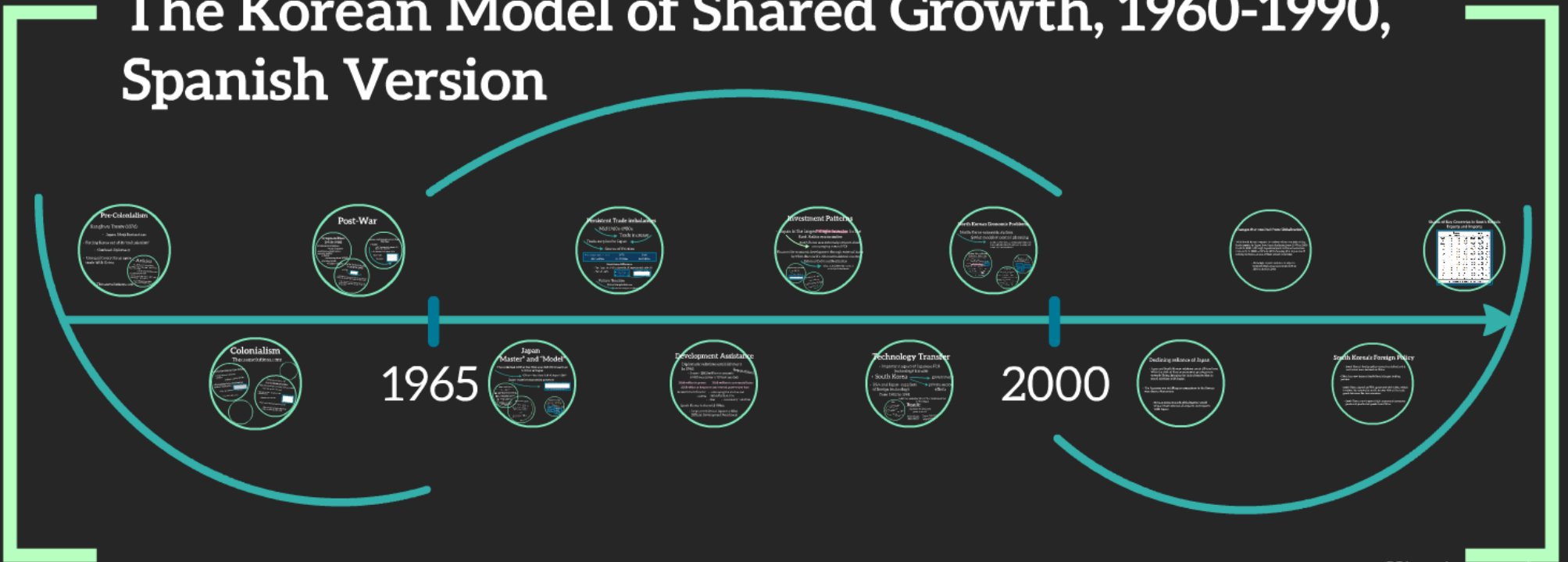


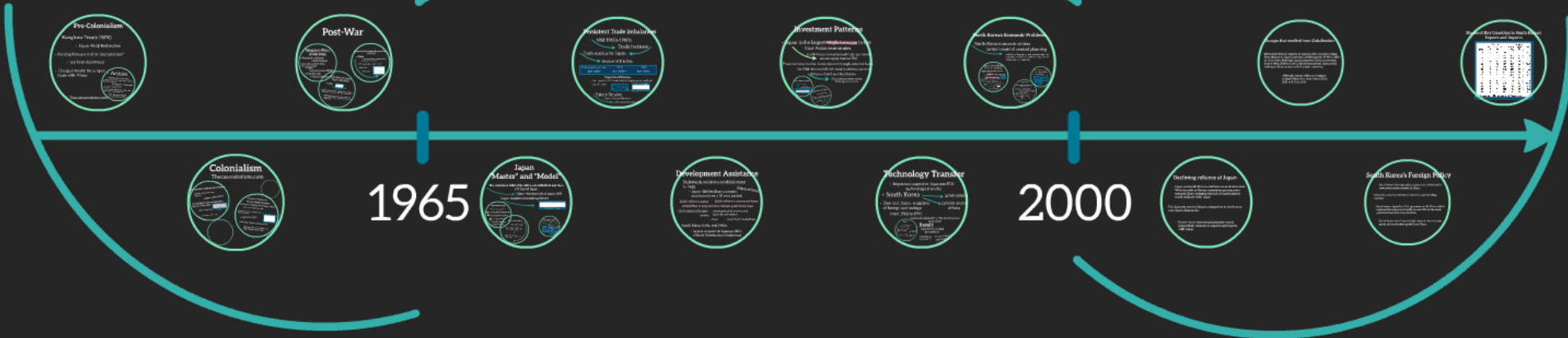
# The Korean Model of Shared Growth, 1960-1990, Spanish Version



1965

2000

# The Korean Model of Shared Growth, 1960-1990, Spanish Version



# Pre-Colonialism

## Kanghwa Treaty (1876)

- Japan: Meiji Restoration
- Forcing Korea out of its “exclusionism”
  - Gunboat diplomacy
- Unequal treaty: force open trade with Korea

### Articles

- 1: Korea free from China
- 2: Exchange of envoys between Japan and Korea (diplomatic relations)
  - 5: Opening of Busan port
- 8: Unhindered trade
- 9: Trade/business without interference, restrictions, or prohibitions
- 10: Extraterritoriality

open

# • Articles

- 1: Korea free from China
  - 2: Exchange of envoys between Japan and Korea (diplomatic relations)
    - 5: Opening of Busan port
  - 8: Unhindered trade
    - 9: Trade/business without interference, restrictions, or prohibitions
  - 10: Extraterritoriality
- Thecasesolutions.com

ons.com

# Colonialism

Thecasesolutions.com

## Annexation/Colonial Era Policies

- Conscription of Korean workers
- Mines and factories
- Compulsory labor mobilization system: choyo seido




- Korean Workers

Thecasesolutions.com

## Thecasesolutions.com Forced Modernization

- Economic development during colonial period
  - Colonial era production table
- Agrarian society to an industrialist/capitalist system
- Population increase
- Decrease in Korean landownership
  - Korean share of total industrial capital minimal (1942: 1.5%)



# Annexation/Colonial Era Policies

- Conscription of Korean workers
- Mines and factories
- Compulsory labor mobilization system: choyo seido

- Korean Workers

Industry	1943		1944		1945	
	Source 1	Source 2*	Source 1	Source 2*	Source 1*	Source 2*
Coal mines	77,850	68,370	178,350	81,859	136,810	121,574
Metal mines	17,075	13,593	30,900	21,642	34,560	22,430
Civil engineering and construction	34,350	31,611	64,827	24,376	29,642	34,584
Steelrolling and transportation	—	—	23,820	—	15,353	—
Factories and other	19,255	14,605	151,850	157,793	114,044	86,794
Total	148,730	128,350	379,747	287,472	329,889	265,382
Mobilization plan	—	153,000	—	325,000	—	—

Lee, Chong-sik, Japan and Korea: The Political Dimension, Hoover Institution, 1965. Print.

Thecasesolutions.com

Thecasesolutions.com

# Mobilization

<i>Industry</i>	1943		1944		1945	
	<i>Source 1</i>	<i>Source 2<sup>c</sup></i>	<i>Source 1</i>	<i>Source 2<sup>f</sup></i>	<i>Source 1<sup>g</sup></i>	<i>Source 2<sup>h</sup></i>
Coal mines	77,850	68,370	108,350	83,859	136,810	121,574
Metal mines	17,075	13,763	30,900	21,442	34,060	22,430
Civil engineering and construction	34,350	31,611	64,827	24,376	29,642	34,584
Stevedoring and transportation	—	—	23,820	—	15,333	—
Factories and other	19,455	14,606	151,850	157,795	114,044	86,794
Total	148,730	128,350	379,747	287,472	329,889	265,382
Mobilization plan	—	155,000	—	326,000		

Lee, Chong-sik. Japan and Korea: The Political Dimension. Hoover Institution, 1985. Print.

Thecasesolutions.com







# Thecasesolutions.com

