

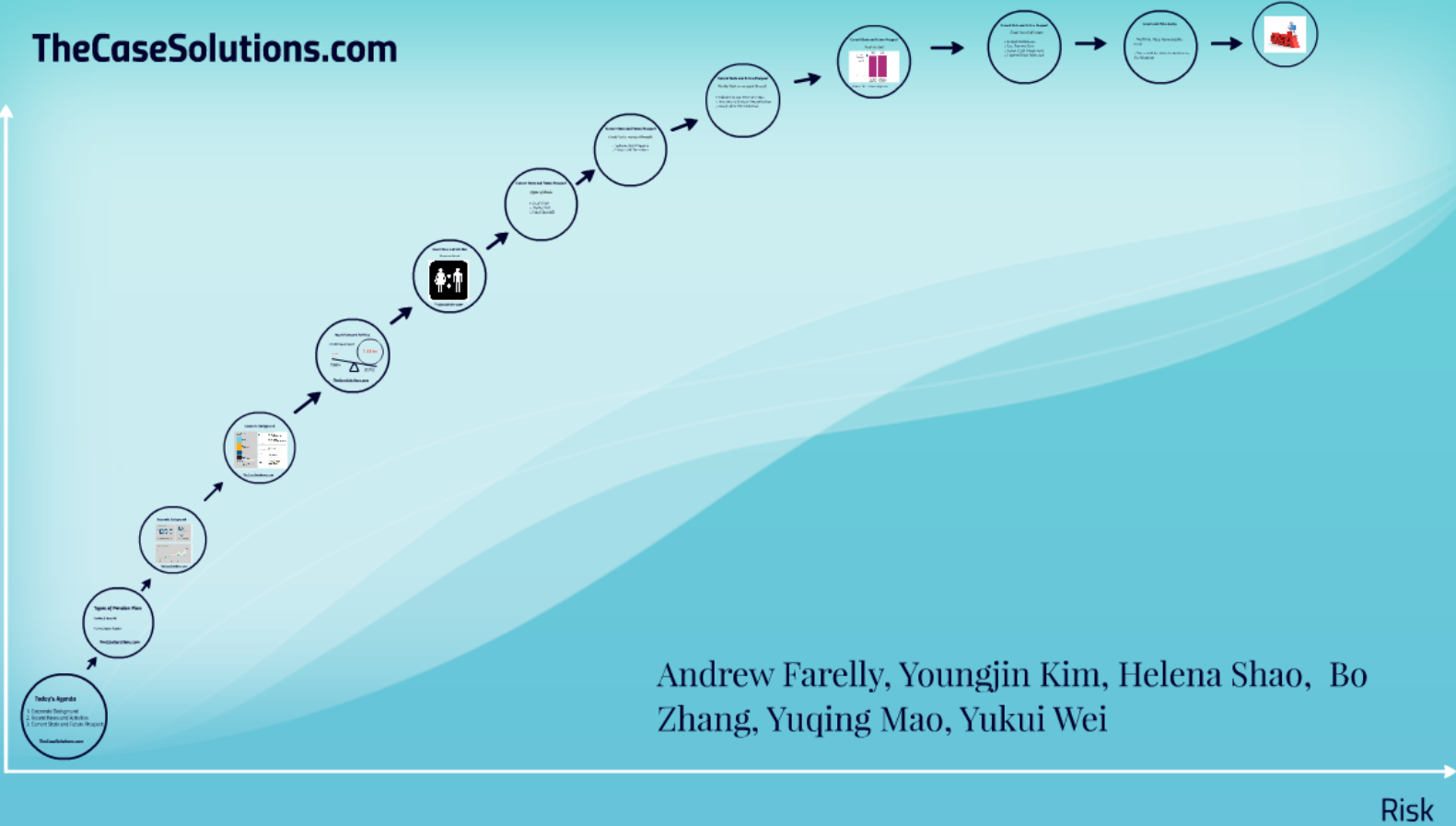


Ontario Place Revitalization

TheCaseSolutions.com



Investment
Return



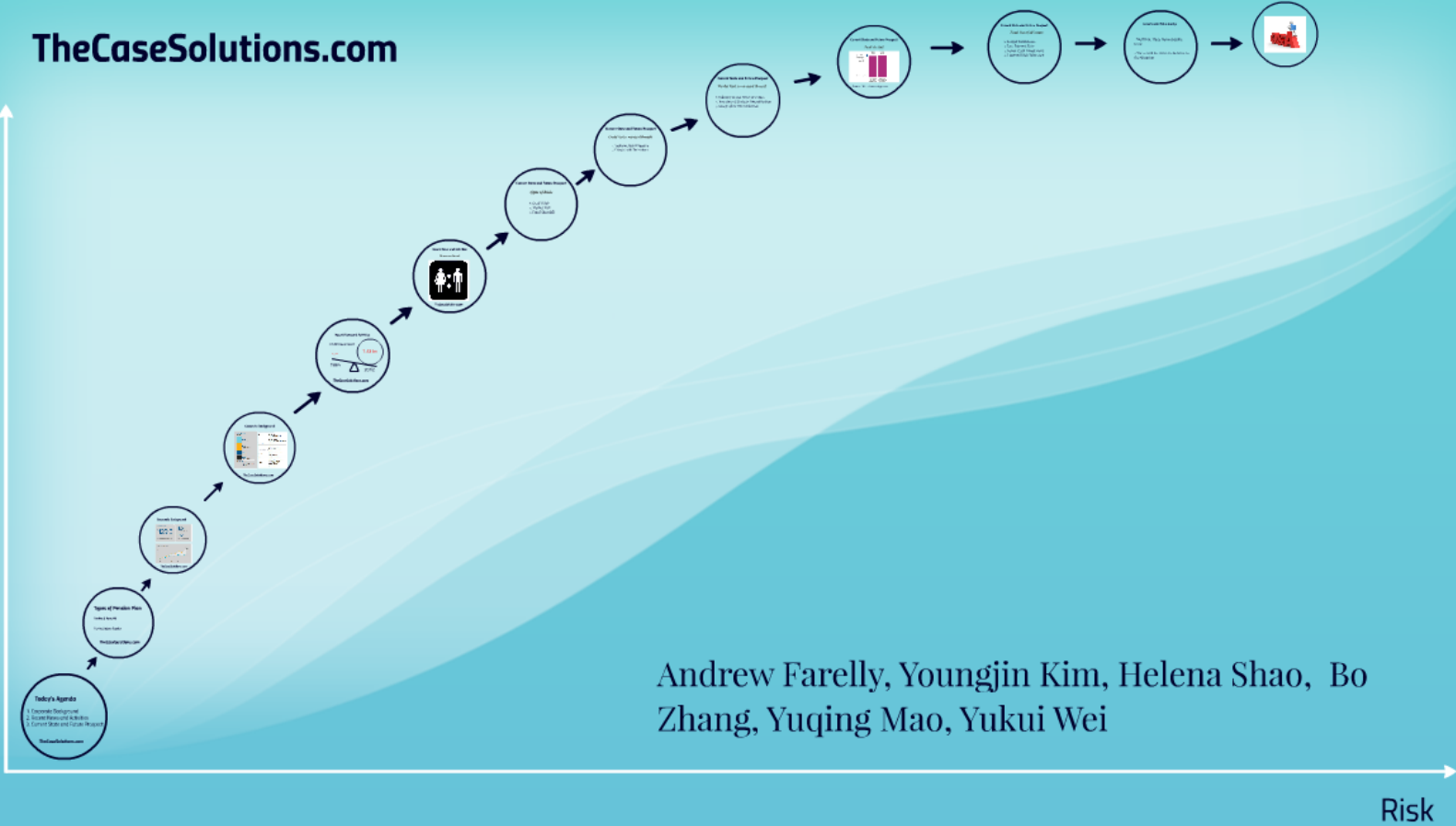


Ontario Place Revitalization

TheCaseSolutions.com



Investment
Return



Andrew Farelly, Youngjin Kim, Helena Shao, Bo Zhang, Yuqing Mao, Yukui Wei

Risk

Today's Agenda

1. Corporate Background
2. Recent News and Activities
3. Current State and Future Prospect

TheCaseSolutions.com

Types of Pension Plan

Defined Benefit

Defined Contribution

TheCaseSolutions.com

Corporate Background

INVESTMENTS

\$129.5
billion

Net assets at December 31, 2012

13.0%

Rate of return for 2012

9.6%

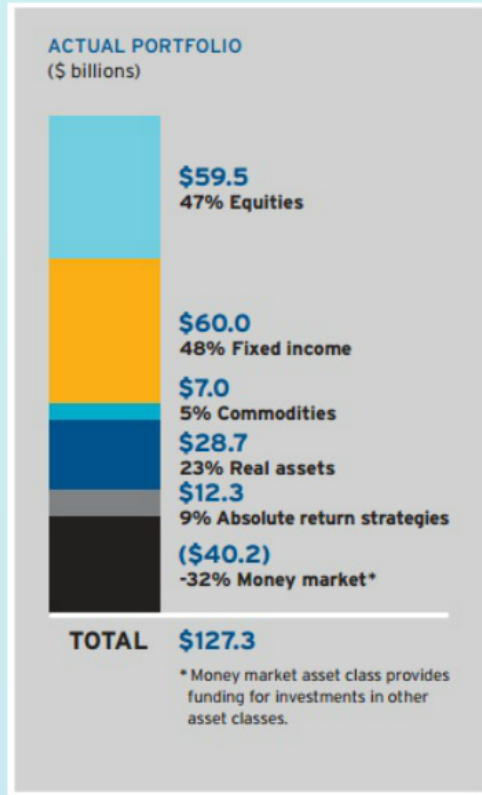
10-year annualized return

INVESTMENT ASSET GROWTH (as at December 31) (\$ billions)



TheCaseSolutions.com

Corporate Background



BENCHMARKS USED TO MEASURE PLAN PERFORMANCE

| | Benchmark |
|------------------------------|---|
| Fixed income | Custom Canada Bond Universe |
| | Custom Canada Long Bond Universe |
| | Custom Provincial Long Bond |
| | Custom Ontario Debentures |
| | Barclays Capital U.S. Treasury 15+ Index |
| | Custom Canada Real Return Bond |
| | Custom U.S. Treasury Inflation Protected Securities |
| DEX 91 Day T-Bill | |
| Canadian equities | S&P/TSX 60 |
| | Custom Long Term Canadian Equity |
| Non-Canadian equities | S&P 500 |
| | MSCI EAFE+EM |
| | MSCI All Country World ex Canada |
| | MSCI Emerging Markets |
| | MSCI Emerging Markets ETF |
| | Custom Non-Canadian National Indices |
| TheCaseSolutions.com | Custom MSCI Global Index* |
| | Custom Long Term Non-Canadian Equity |
| | Custom U.S. Treasury Inflation Protected Securities |
| | DEX 91 Day T-Bill |
| Commodities | S&P GSCI |
| | S&P GSCI 3-Month Forward |
| | Custom Commodities Hedge |
| Real assets | IPD Canada Capital Growth plus 5.0% (Real Estate) |
| | DEX BBB Real Estate Debt |
| | Local CPI plus 4% plus country risk premium (Infrastructure and Timberland) |
| | Custom U.S. Treasury Inflation Protected Securities |
| Total fund | Custom Canadian CDOR Index |
| | Custom U.S. LIBOR Index |
| | Custom U.S. T-Bill Index |
| | Custom Canadian OIS Index |
| | Custom U.S. OIS Index |

* Previously the Custom Global Private Capital benchmark.

TheCaseSolutions.com


| | Benchmark |
|------------------------------|---|
| Fixed income | Custom Canada Bond Universe Custom Canada Long Bond Universe Custom Provincial Long Bond Custom Ontario Debentures Barclays Capital U.S. Treasury 15+ Index Custom Canada Real Return Bond Custom U.S. Treasury Inflation Protected Securities DEX 91 Day T-Bill |
| Canadian equities | S&P/TSX 60 Custom Long Term Canadian Equity |
| Non-Canadian equities | S&P 500 MSCI EAFE+EM MSCI All Country World ex Canada MSCI Emerging Markets MSCI Emerging Markets ETF Custom Non-Canadian National Indices Custom MSCI Global Index* Custom Long Term Non-Canadian Equity |
| Commodities | S&P GSCI S&P GSCI 3-Month Forward Custom Commodities Hedge |
| Real assets | IPD Canada Capital Growth plus 5.0% (Real Estate) DEX BBB Real Estate Debt Local CPI plus 4% plus country risk premium (Infrastructure and Timberland) |
| Total fund | Custom Canadian CDOR Index Custom U.S. LIBOR Index Custom U.S. T-Bill Index Custom Canadian OIS Index Custom U.S. OIS Index |

* Previously the Custom Global Private Capital benchmark.

TheCaseSolutions.com

Recent News and Activities

MLSE Investment




1994

2012

TheCaseSolutions.com

Recent News and Activities

Women on Board



TheCaseSolutions.com