



ACTIVITIES:

Central Park
 Liberty Island
 Empire State Building
 Times square
 Ellis Island


New York School Systems

The New York State Department of Education is committed to ensuring all students have the opportunity to learn and succeed in a safe and supportive environment. The state has set high standards for all students and is committed to providing the resources and support needed to ensure that all students are prepared for the future.



Homicide Rate

Year	Homicide Rate
2000	10.5
2001	10.2
2002	10.1
2003	10.0
2004	9.9
2005	9.8
2006	9.7
2007	9.6
2008	9.5
2009	9.4
2010	9.3
2011	9.2
2012	9.1
2013	9.0
2014	8.9
2015	8.8
2016	8.7
2017	8.6
2018	8.5
2019	8.4
2020	8.3
2021	8.2
2022	8.1
2023	8.0



NYC HISTORY:

10,000 B.C. - 1ST NATIVE Americans arrived
 1100 A.D. - developed Iroquoian and Algonquian
 1524 - french discovered ny
 1624 - dutch bought the island of manhattan from native americans
 1664 - england named the colony new york after the duke of york
 18th century - ny became a major trading port



Crime

Year	Crime Rate
2000	10.5
2001	10.2
2002	10.1
2003	10.0
2004	9.9
2005	9.8
2006	9.7
2007	9.6
2008	9.5
2009	9.4
2010	9.3
2011	9.2
2012	9.1
2013	9.0
2014	8.9
2015	8.8
2016	8.7
2017	8.6
2018	8.5
2019	8.4
2020	8.3
2021	8.2
2022	8.1
2023	8.0

Conclusion



Correction Rates

Rate
 10.5
 10.2
 10.1
 10.0
 9.9
 9.8
 9.7
 9.6
 9.5
 9.4
 9.3
 9.2
 9.1
 9.0
 8.9
 8.8
 8.7
 8.6
 8.5
 8.4
 8.3
 8.2
 8.1
 8.0



Most Common Crimes

<http://www.criminaljustice.com/crimes/>
<http://www.govtrack.us>

New York Baker



ACTIVITIES:

Central Park
 Liberty Island
 Empire State Building
 Times square
 Ellis Island


New York School Systems

The New York State Department of Education is committed to providing all students with the highest quality education and ensuring that every child has the opportunity to succeed. The state's school systems are responsible for providing a safe and secure environment for all students.



Homicide Rate

Year	Homicide Rate
2000	10.5
2001	10.2
2002	10.1
2003	10.0
2004	9.9
2005	9.8
2006	9.7
2007	9.6
2008	9.5
2009	9.4
2010	9.3
2011	9.2
2012	9.1
2013	9.0
2014	8.9
2015	8.8
2016	8.7
2017	8.6
2018	8.5
2019	8.4
2020	8.3
2021	8.2
2022	8.1
2023	8.0



NYC HISTORY:

10,000 B.C. - 1st Native Americans arrived
 1100 A.D. - developed Iroquoian and Algonquian
 1524 - French discovered NY
 1624 - Dutch bought the island of Manhattan from Native Americans
 1664 - England named the colony New York after the Duke of York
 18th century - NY became a major trading port



Crime

Year	Crime Rate
2000	10.5
2001	10.2
2002	10.1
2003	10.0
2004	9.9
2005	9.8
2006	9.7
2007	9.6
2008	9.5
2009	9.4
2010	9.3
2011	9.2
2012	9.1
2013	9.0
2014	8.9
2015	8.8
2016	8.7
2017	8.6
2018	8.5
2019	8.4
2020	8.3
2021	8.2
2022	8.1
2023	8.0

Conclusion



Correction Station

Date: 10/10/2023
 Location: 10.108
 NY State: 10.108
 10.108
 10.108
 10.108
 10.108



Most Common Crimes

<http://www.criminaljustice.com/crimes/>
<http://www.gov.uk/government>

New York Baker

NYC HISTORY:

10,000 B.C - 1ST NATIVE Americans arrived

1100 A.D- developed iroquoian and algonquian

1524 - french discovered ny

**1626- dutch bought the island of manhattan
from native americans**

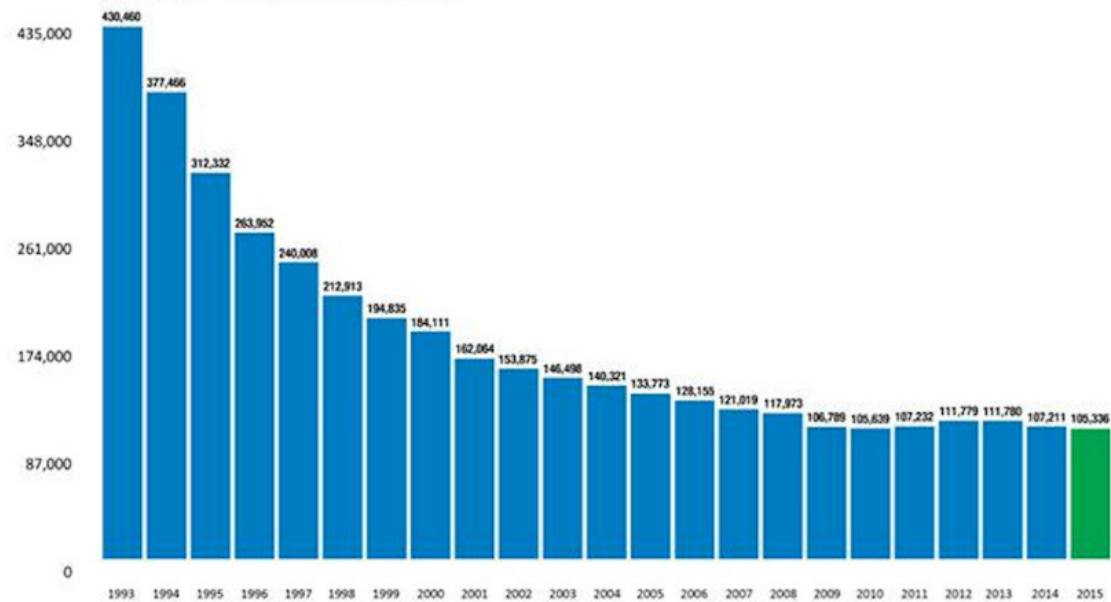
**1664- england named the colony new york after
the duke of york**

18th century- ny became a major trading port

crime rate: past and present



Overall Crime
January 1st through December 31st



Data preliminary as of 1/4/16