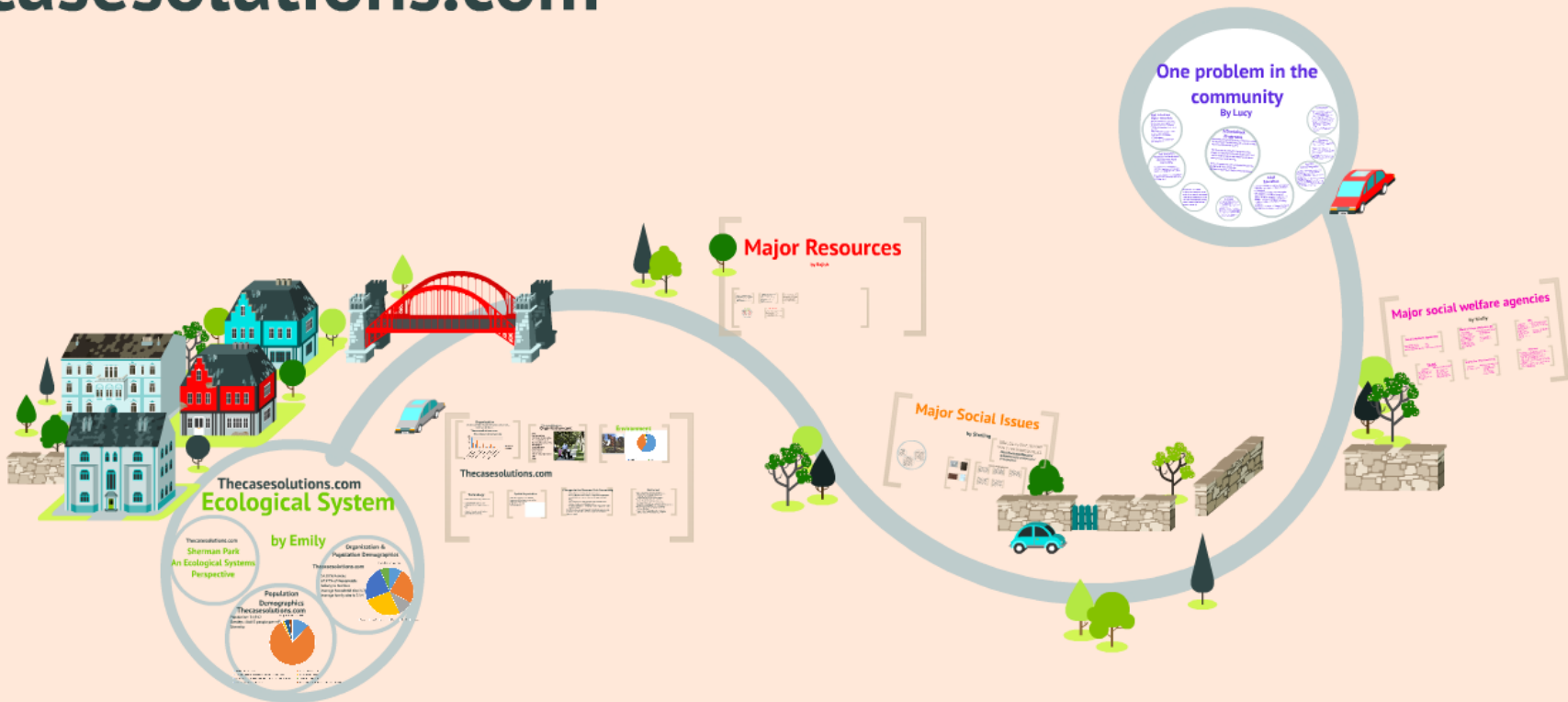


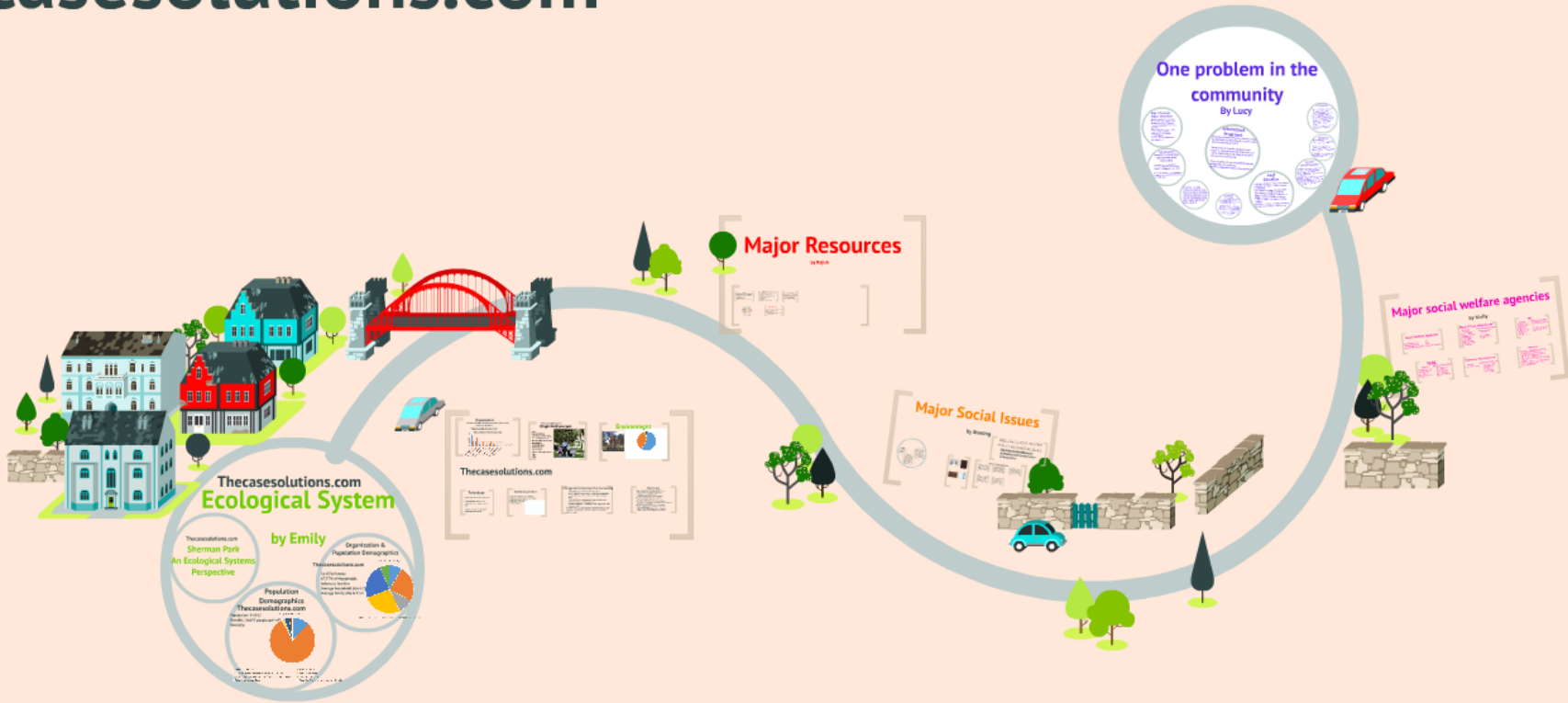
Neighborhood Servings

Thecasesolutions.com



Neighborhood Servings

Thecasesolutions.com



Thecasesolutions.com Ecological System

Thecasesolutions.com
Sherman Park
An Ecological Systems
Perspective

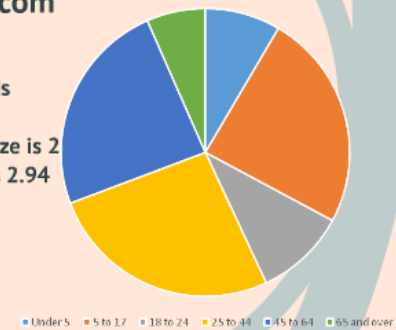
by Emily

Organization & Population Demographics

Thecasesolutions.com

54.87% Female
67.27% of Households
belong to families
Average household size is 2
Average family size is 2.94

Population by Age



Population Demographics

Thecasesolutions.com
Population: 34,912
Density: 10,612 people per mi²
Diversity:

Population by Race



- White, Not Hispanic
- Black, Not Hispanic
- American Indian and Alaska Native, Not Hispanic
- Asian, Not Hispanic
- Native Hawaiian and other Pacific Islander, Not Hispanic
- Other, Not Hispanic
- Reporting any race, Hispanic
- Reporting Two or More Races, not Hispanic

Thecasesolutions.com

Sherman Park

An Ecological Systems Perspective

b

Pop

Demo

Population Demographics Thecasesolutions.com

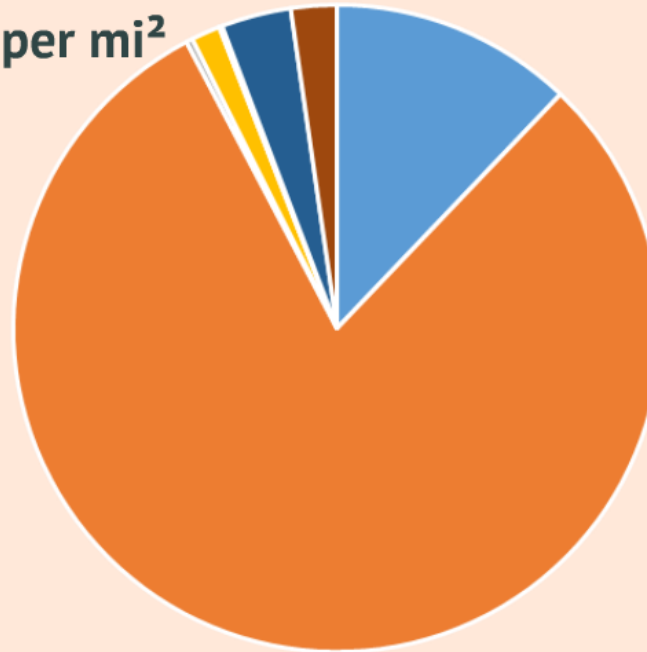
belong to families
Average household size
Average family size is

Population: 34,912

Density: 10,612 people per mi²

Diversity:

Population by Race



■ White, Not Hispanic

■ American Indian and Alaska Native, Not Hispanic

■ Native Hawaiian and other Pacific Islander, Not Hispanic

■ Reporting any race, Hispanic

■ Black, Not Hispanic

■ Asian, Not Hispanic

■ Other, Not Hispanic

■ Reporting Two or More Races, not Hispanic

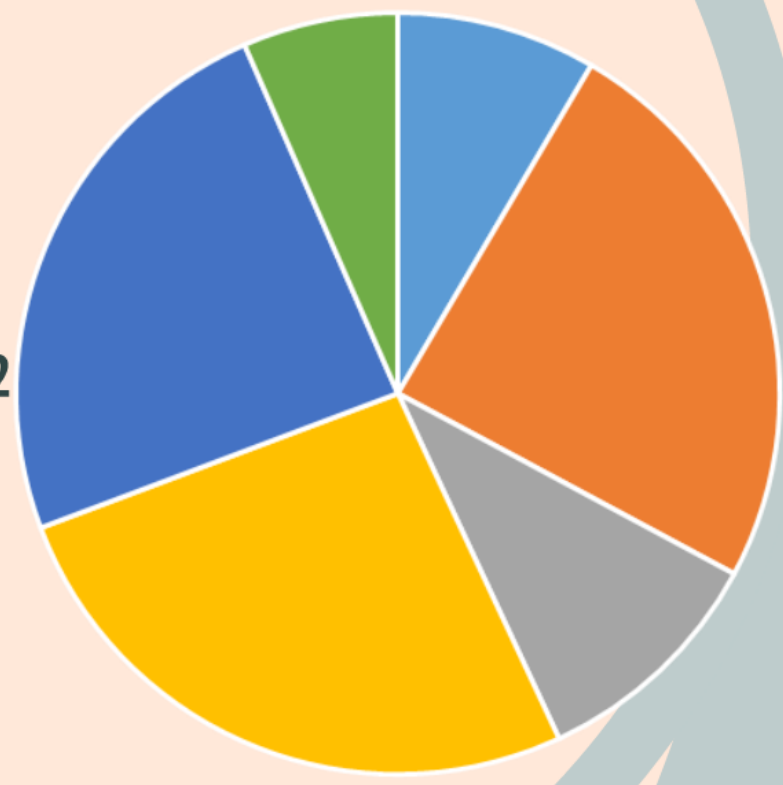
family

Organization & Population Demographics

Thecasesolutions.com

54.87% Female
67.27% of Households belong to families
Average household size is 2
Average family size is 2.94

Population by Age



■ Under 5 ■ 5 to 17 ■ 18 to 24 ■ 25 to 44 ■ 45 to 64 ■ 65 and over

cs
m
ace

Organization

Social Class: Median Household Income \$28,016 in 2011
(according to city-data.com)

Thecasesolutions.com

Educational Attainment (%)

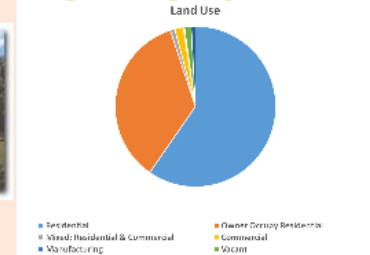


Thecasesolutions.com Organization cont

- Race
- Top Occupations: Education, Manufacturing, Professional, Finance/Insurance/Real Estate, Arts (according to homefinder.com)
- 65 Faith Based Organizations
- 9 Parks including Sherman Park
- Other



Environment



Thecasesolutions.com

Technology

- Sherman Park Community Association.
- At approximately 3.92 mi², the neighborhood is easy to navigate on foot.
- Milwaukee County Transit System- approximately 7 bus lines.

Spatial Organization

- Commercial shopping district: "Midtown"
- Concentration of businesses on Sherman Blvd.
- Business and churches spread throughout the community
- Social stratification



Changes in the Sherman Park Community

- Originally inhabited by German professionals.
- In 1971, the SPCA was created. A neighborhood association committed to racial integration and ensuring quality of living.
- Sherman Park Area Congregation: Representatives from Catholic, Protestant, and Jewish faiths.
- Invasion/Segregation: "White flight" and struggles for racial balance in 1980's.

<http://www.pbs.org/wgbh/pages/frontline/business-economy-financial-crisis/two-american-families/photos-milwaukes-industrial-past/>

References

- Biruk, Alan. (2007, September 9). A toast to Sherman Park. Orthodox Jewish community, one grows stronger together. Milwaukee Journal. Retrieved from <http://www.jsonline.com/story/database/20070909/06>
- Curran, Dan. (2002, March 05). Sherman Park still one of Milwaukee's most vibrant areas. On Milwaukee.com. Retrieved from <http://www.onmilwaukee.com/articles/shermanpark.html#page:1>
- Milwaukee Neighborhood Strategic Planning Services. (2013). City of Milwaukee Neighborhood Strategic Planning (NSP). Sherman Park. Retrieved from <http://webdocs.milwaukee.gov/publications/NSP/neighborhood/neighborhood/Facets>
- Sherman Park Neighborhood in Milwaukee, Wisconsin (WI). (2011, 12/11). Detailed Profile. (2011). City-Data.com. Retrieved from <http://www.city-data.com/neighborhood/Sherman-Park-Milwaukee-WI.html#q=2011>
- Sherman Park, Milwaukee, WI Community Information. (2013). Homefinder.com. Retrieved from <http://www.homefinder.com/MI/Milwaukee/neighborhood/Sherman-Park-WI-real-estate>
- Valent, Edward A. & Spry, Gregory. (1988). Chapter 6: Sherman Park, Milwaukee. Chicago: A Journal of Policy Development and Research, 4(2). Retrieved from www.jstor.org/stable/2569399

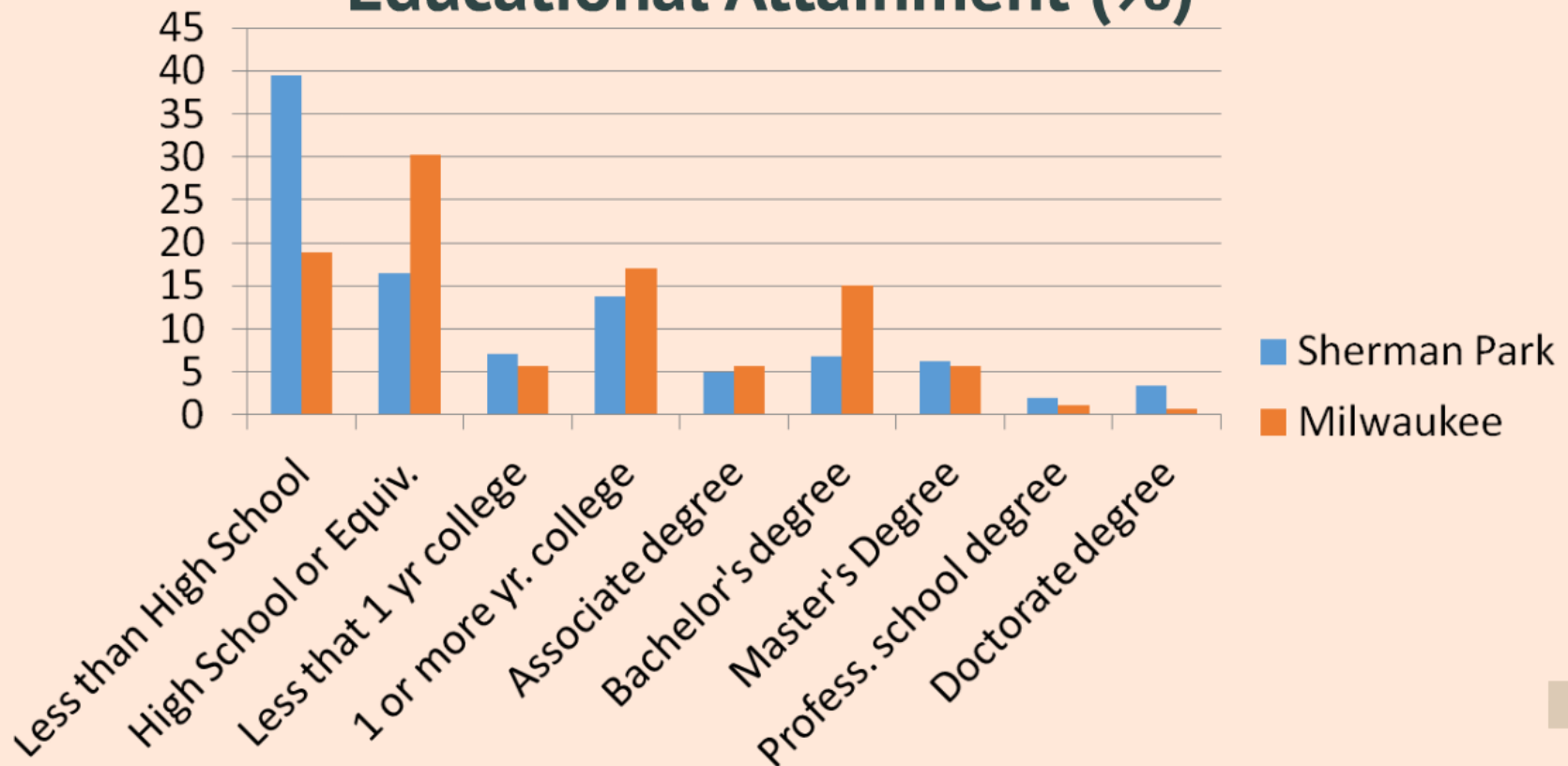
Organization

Social Class: Median Household Income \$28,016 in 2011

(according to city-data.com)

Thecasesolutions.com

Educational Attainment (%)



Thecasesolutions.com

Organization cont

- Race
- Top Occupations:
Education, Manufacturing,
Professional, Finance/
Insurance/Real Estate, Arts
(according to
homefinder.com)
- 65 Faith Based
Organizations
- 9 Parks including Sherman
Park
- Other

