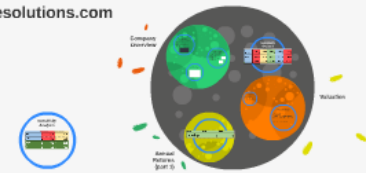


# GOOGLE Valuation

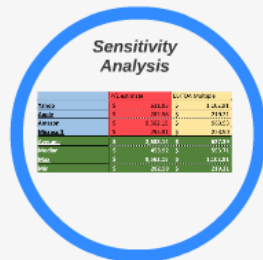
TheCasesolutions.com



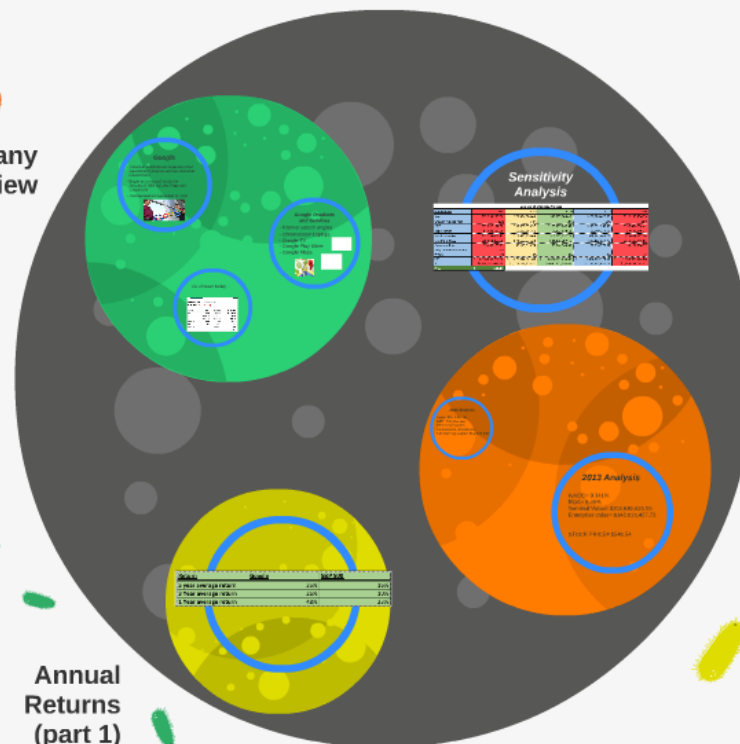
# GOOGLE

# Valuation

TheCasesolutions.com



Company Overview



Valuation

Annual Returns (part 1)

# Company Overview

## Google

- American multinational corporation that specializes in internet services and other related fields
- Began as a research project in January of 1996 by Larry Page and Sergey Brin
- Incorporated on September 4, 1998



## Google Products and Services

- Internet search engine
- Chromebook Laptops
- Google TV
- Google Play Store
- Google Maps



As of noon today...

Market	Value	Change	Volume	High	Low
Market	529.56	+5.01 (1.02%)	1,000,000	100.00	95.00
Apple	120.00	+2.00	100,000	120.00	118.00
Microsoft	100.00	+1.00	100,000	100.00	99.00
Amazon	150.00	+3.00	100,000	150.00	147.00
Facebook	180.00	+4.00	100,000	180.00	176.00
Twitter	50.00	+1.00	100,000	50.00	49.00
LinkedIn	200.00	+5.00	100,000	200.00	195.00
Slack	75.00	+2.00	100,000	75.00	73.00
Zoom	120.00	+3.00	100,000	120.00	117.00

# Google

- American multinational corporation that specializes in internet services and other related fields
- Began as a research project in January of 1996 by Larry Page and Sergey Brin
- Incorporated on September 4, 1998



## *Google Products and Services*

- Internet search engine
- Chromebook Laptops
- Google TV
- Google Play Store
- Google Maps

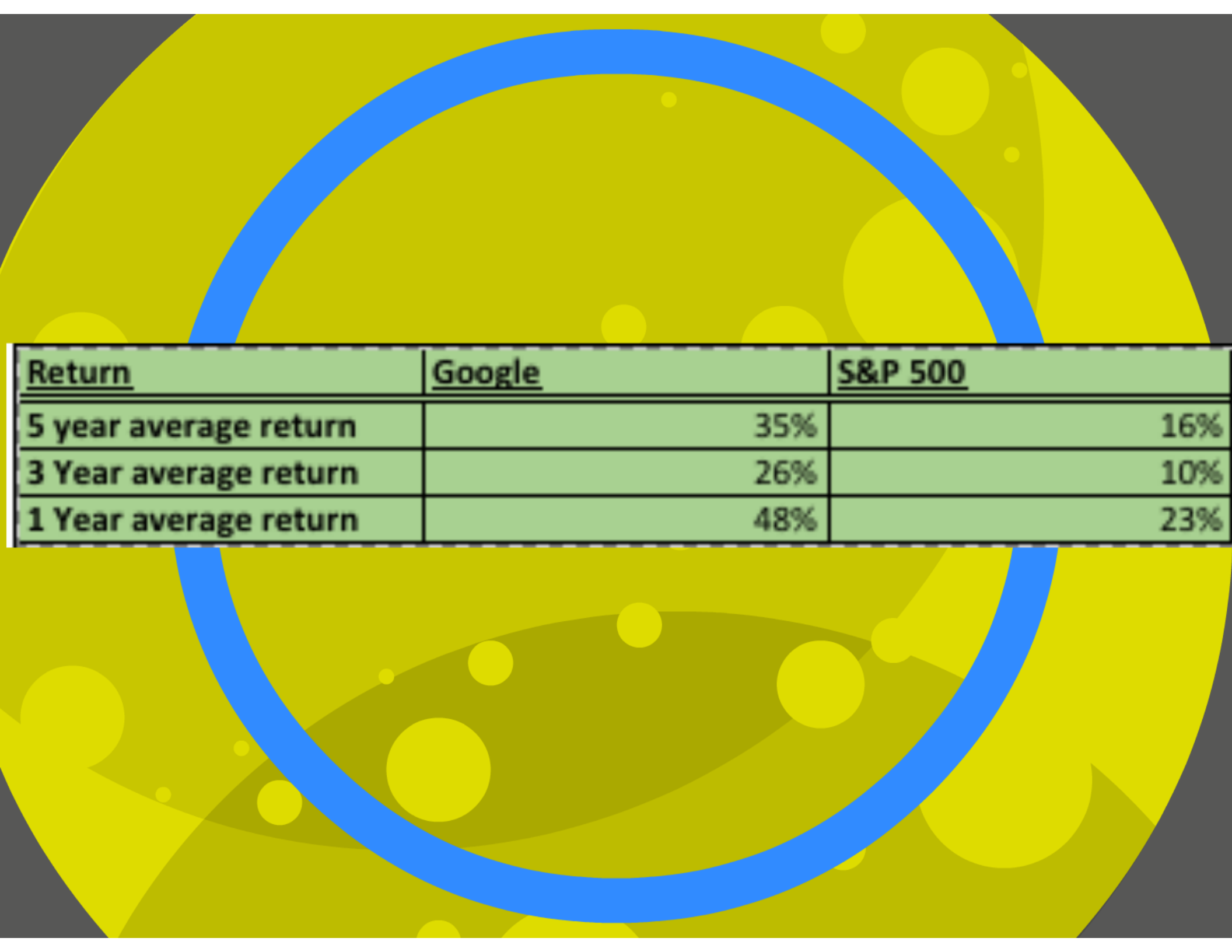


As of noon today...

OPEN AN ACCOUNT		Scottrade	
<b>Google Inc. (GOOGL)</b> - NasdaqGS ★ Follow			
<b>529.66</b> ↓ 5.67 (1.06%) 12:03PM EDT - Nasdaq Real Time Price			
Prev Close:	535.33	Day's Range:	528.60 - 534.55
Open:	533.50	52wk Range:	421.91 - 615.05
Bid:	529.25 x 100	Volume:	585,782
Ask:	529.51 x 200	Avg Vol (3m):	3,649,250
1y Target Est:	660.88	Market Cap:	357.25B
Beta:	0.94	P/E (ttm):	27.75
Earnings Date:	Jul 14 - Jul 18 (Est.)	EPS (ttm):	19.09
		Div & Yield:	N/A (N/A)

# Annual Returns (part 1)

Return	Google	S&P 500
5 year average return	35%	16%
3 Year average return	26%	10%
1 Year average return	48%	23%



<u>Return</u>	<u>Google</u>	<u>S&amp;P 500</u>
5 year average return	35%	16%
3 Year average return	26%	10%
1 Year average return	48%	23%