

MOD Pizza: A Winning Recipe?

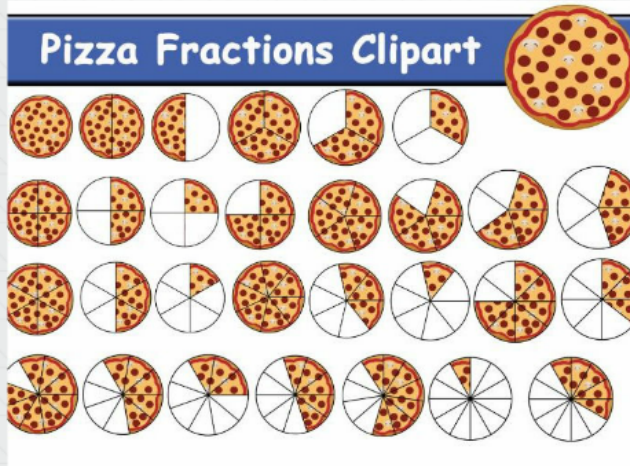
Learning Objective

Today, I will demonstrate that I know how to compare fractions with different numerators and denominators using the $<$, $>$, and $=$ symbols by successfully completing the M&Ms activity and the Kahoot! assessment

TheCaseSolutions.com

Comparing Fractions

Pizza Fractions Clipart



TheCaseSolutions.com

M&M's Activity

Activity Instructions

1. Place a pile of M&M's in a bowl.
2. Count the number of M&M's in the bowl.
3. Write the number of M&M's in the bowl on a piece of paper.
4. Repeat the process for a second pile of M&M's.

Time to Take Some Data!

1. Split your group into pairs or trios.
2. Each group will take turns counting the M&M's in a bowl.
3. Record the number of M&M's in the bowl on a piece of paper.
4. Repeat the process for a second pile of M&M's.



Finding a Common Denominator



Discussing the Activity

1. How did you compare fractions that had different numerators?
2. How did you compare fractions that had different denominators?
3. Did you find any fractions that were equivalent, but had different denominators? Discuss why this is possible.

Key Vocabulary

- Fraction
- Numerator
- Denominator
- Greater Than
- Less Than
- Equal To



TheCaseSolution.Com

MOD Pizza: A Winning Recipe?

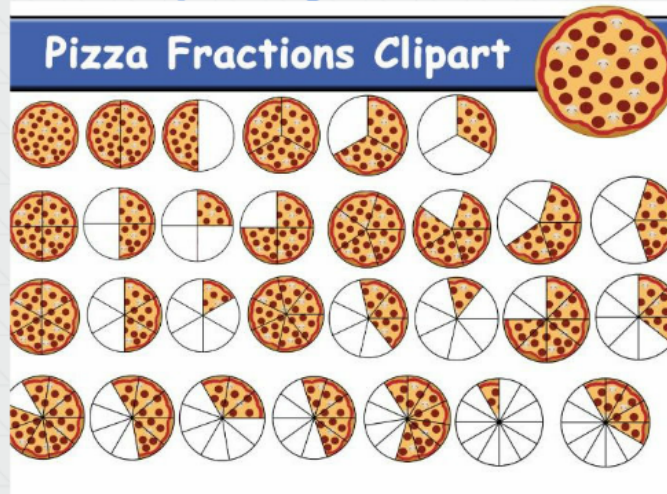
Learning Objective

Today, I will demonstrate that I know how to compare fractions with different numerators and denominators using the $<$, $>$, and $=$ symbols by successfully completing the M&Ms activity and the Kahoot! assessment

TheCaseSolutions.com

Comparing Fractions

Pizza Fractions Clipart



TheCaseSolutions.com

M&MS Activity



Activity Instructions

1. Sort the M&M's by color into groups.
2. Count the number of M&M's in each group.
3. Write the number of M&M's in each group as a fraction of the total number of M&M's.

Time to Take Some Data!

1. Roll a 6-sided die and write down the number that comes up.
2. Pick that many M&M's from each group and count them.
3. Write the number of M&M's you picked as a fraction of the total number of M&M's in that group.

Finding a Common Denominator



Discussing the Activity

1. How did you compare fractions that had different numerators?
2. How did you compare fractions that had different denominators?
3. Did you find any fractions that were equivalent, but had different denominators? Discuss why this is possible.

Key Vocabulary

- Fraction
- Numerator
- Denominator
- Greater Than
- Less Than
- Equal To



TheCaseSolution.Com

Learning Objective

Today, I will demonstrate that I know how to compare fractions with different numerators and denominators using the $<$, $>$, and $=$ symbols by successfully completing the M&Ms activity and the Kahoot! assessment

MOD PIZZA: A WINNER

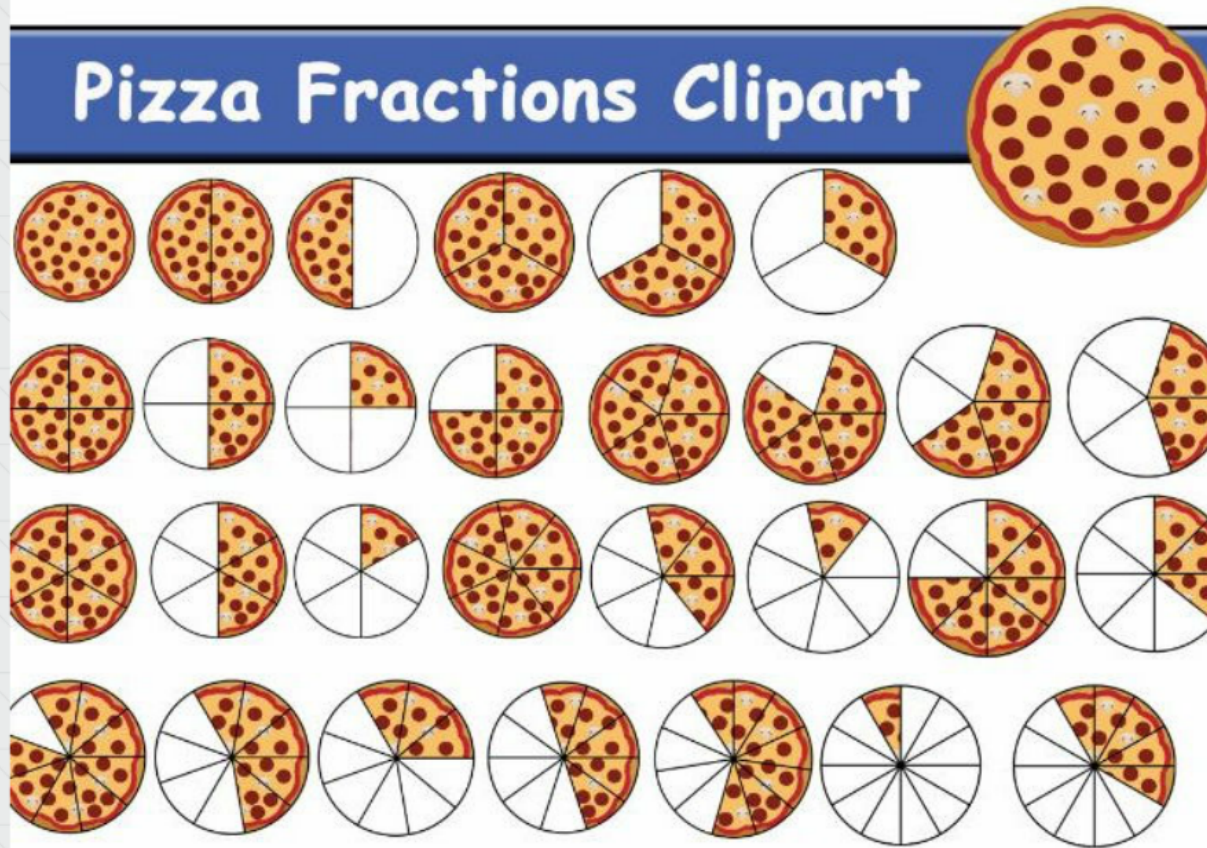
Learning Objective

Today, I will demonstrate that I know how to compare fractions with different numerators and denominators using the $<$, $>$, and $=$ symbols by successfully completing the M&Ms activity and the Kahoot! assessment

TheCaseSolutions.com

Comparing Fractions

Pizza Fractions Clipart



TheCaseSolution.Com

TheCaseSolutions.com

M&MS Activity

Activity Instructions

1. Sort each color of M&M into its color cloud
2. Count how many of each color are in the color clouds
3. Write the number of M&Ms underneath the color cloud
4. Write the fractional representation of each color of M&M

TheCaseSolutions.com


Time to Take Some Data!

1. Walk around the table and write down data on other partners worksheets
2. Write down the fractions that each person found for each color.
3. Sort the fraction data for each color from least to greatest, using greater than, less than, and equal to symbols

TheCaseSolutions.com



TheCaseSolutions.com



Finding a Common Denominator

Key Vocabulary

BROWN M&MS



#= 7 Fraction = $\frac{7}{70} = \frac{1}{10}$

GREEN M&MS




#= 14 Fraction = $\frac{14}{70} = \frac{1}{5}$

YELLOW M&MS



#= 10 Fraction = $\frac{10}{70} = \frac{1}{7}$

RED M&MS



#= 11 Fraction = $\frac{11}{70}$

ORANGE M&MS



#= 14 Fraction = $\frac{14}{70} = \frac{1}{5}$

BLUE M&MS



#= 14 Fraction = $\frac{14}{70} = \frac{1}{5}$

Activity Instructions

- 1. Sort each color of M&M into its color cloud**
- 2. Count how many of each color are in the color clouds**
- 3. Write the number of M&Ms underneath the color cloud**
- 4. Write the fractional representation of each color of M&M**

Time to Take Some Data!

- 1. Walk around the table and write down data on other partners worksheets**
- 2. Write down the fractions that each person found for each color.**
- 3. Sort the fraction data for each color from least to greatest, using greater than, less than, and equal to symbols**