

LOCATION & INFORMATION OF SHENZHEN

Shenzhen is a sub-provincial city located on a Southern tip of China's mainland and on the eastern bank of the great river in Guangdong province, immediately North of Hong Kong. It occupies 1,961.45 sq km. The city has a subtropical marine climate with plenty of rain and sunshine and is rich in tropical fruit.

Thecasesolutions.com

POPULATION & POPULATION GROWTH OF SHENZHEN OVER THE LAST 50 YEARS

The population of Shenzhen is 19 million which makes it one of the most populated cities in the world. In 2017, there are approximately 19,450,000 people living in Shenzhen. The city's population growth rate is 1.4% per year. The city's population growth rate is 1.4% per year. The city's population growth rate is 1.4% per year.

Thecasesolutions.com

BIOGEOGRAPHY

Shenzhen is a subtropical city with a warm, humid climate. It is located in the southern part of China, near the coast of the South China Sea. The city is surrounded by mountains and has a rich biodiversity. The city is home to many species of plants and animals, including the Chinese giant salamander and the Chinese pangolin.

Thecasesolutions.com

POPULATION-TWO

Age Structure	0-14 years	15-64 years	65 years and over
	13.7%	73.3%	13%

Population Growth rate	Birth rate	Death rate
11.9%	11.9%	1.0%

Population by sex:

Female	50.91%
Male	49.09%

Sex ratio: 97.79 (Male for Female)

Thecasesolutions.com

ISSUES ASSOCIATED WITH POPULATION DENSITY IN SHENZHEN

Thecasesolutions.com

FACTS

Shenzhen is the only city in Guangdong province which has a developed financial market. It is also one of the most developed cities in China. Shenzhen has a high level of economic development and is one of the most prosperous cities in China. Shenzhen has a high level of economic development and is one of the most prosperous cities in China.

Thecasesolutions.com

PATTERN OF WATER USAGE IN SHENZHEN

Shenzhen has more than 50 rivers and streams, which are associated with large gardens, parks. There are 110 water conservation projects in the city, including 110 reservoirs storing a total volume of 4.1 billion cubic meters.

Thecasesolutions.com

GEOGRAPHIC CHARACTERISTICS


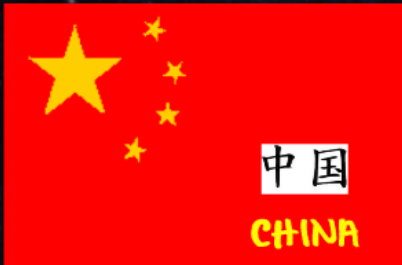
Shenzhen is a coastal city in South China with a long coastline (1,933 km) and 19,277 islands. It is located in the southern part of China, near the coast of the South China Sea. The city is surrounded by mountains and has a rich biodiversity. The city is home to many species of plants and animals, including the Chinese giant salamander and the Chinese pangolin.

Thecasesolutions.com

SHENZHEN DEVELOPMENT BANK

Thecasesolutions.com





LOCATION & INFORMATION OF SHENZHEN

Shenzhen is a sub-provincial city located on a Southern tip of China's mainland and on the eastern bank of the peart river in Guangdong's province, immediately North of Hong Kong. It occupies 1,954.47 km. The city has a subtropical marine climate with plenty of rain and humidity and is rich in tropical fruit.

Thecasesolutions.com

POPULATION & POPULATION GROWTH OF SHENZHEN OVER THE LAST 50 YEARS

The population of Shenzhen is 17 million, which is the same as the most populated city in the world. Shenzhen has experienced a rapid increase in population since its establishment in 1979. The city's population growth rate is 13.95% per 10 years, which is the highest in the world. The city's population density is 1,011 people per km², which is the highest in the world.

Thecasesolutions.com

BIBLIOGRAPHY

1. Thecasesolutions.com
2. Thecasesolutions.com
3. Thecasesolutions.com
4. Thecasesolutions.com
5. Thecasesolutions.com

POPULATION TWO

Age Structure	0-14 years	15-64 years	65 years and over
	13.07%	62.24%	14.69%
Population by sex	Female	Male	Sex ratio
	50.11%	49.89%	103.79 (female for 1000 male)

Thecasesolutions.com

ISSUES ASSOCIATED WITH POPULATION DENSITY IN SHENZHEN

Thecasesolutions.com

One of the major issues associated with the population density in Shenzhen is the high cost of housing. The city's population density is 1,011 people per km², which is the highest in the world. This has led to a high cost of housing, which is a major issue for the city's residents. The city's government has implemented various policies to address this issue, such as increasing the supply of affordable housing and providing financial support to low-income families.

FACTS

Shenzhen is the only city in Guangdong that speaks Mandarin as a dominant language. It is one of the most developed cities in China, with a GDP of over 2 trillion yuan. The city has a high level of education, with a literacy rate of over 95%. The city is also a major center for technology and innovation, with many of the world's leading tech companies having their headquarters in the city.

Thecasesolutions.com

PATTERN OF WATER USAGE IN SHENZHEN

Shenzhen has more than 300 rivers and streams, which are associated with higher groundwater levels. There are 210 water conservation projects in the city, including 112 reservoirs storing a total volume of 6.6 billion cubic meters.

Thecasesolutions.com

GEOGRAPHIC CHARACTERISTICS

Shenzhen is a coastal city in South China with a long coastline (over 1,000 km) and a high level of urbanization. The city's climate is subtropical, with a high level of humidity and a high level of precipitation. The city's topography is mostly flat, with some hills in the south.

Thecasesolutions.com

SHENZHEN DEVELOPMENT BANK

Thecasesolutions.com



LOCATION & INFORMATION OF SHENZHEN

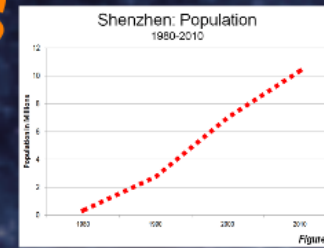
Shenzhen is a sub-provincial city located on a Southern tip of China's mainland and on the eastern bank of the pearl river in Guangdong's province, immediately North of Hong Kong. It occupies 1,991.64 sq km. The city has a subtropical marine climate with plenty of rain and sunshine and is rich in tropical fruit.

Thecasesolutions.com



POPULATION & POPULATION GROWTH OF SHENZHEN OVER THE LAST 50 YEARS

The population of Shenzhen is 15 million which ranks Shenzhen as fifth most populated city in China and the twenty third most populated city in the world. In 2011 it was the most populated city in China with 10.47 million permanent residents in it. In 1979 the city used to be a simple place with farms and had just over 30,000 people and hardly had any hotels but in merely 32 years its transformed into a modern metropolis. It now establishes many in the history of world industry.



POPULATION FORECAST
CHINA SHENZHEN, GD
14,470,000 (2010)
18,830,000 (2025)
20,445,000 (2030)

Thecasesolutions.com



ISSUES ASSOCIATED WITH POPULATION DENSITY IN SHENZHEN

Thecasesolutions.com

One of the major issues which leads to the population density is because Shenzhen is one of the major tourist cities in China, Shenzhen is also China's gate way to the world, one of the countries most developed cities and one of the worlds fastest growing cities. It is known in 2003 Shenzhen took the national lead in establishing a way for 'culture-based city", its cultural industries have achieved vigorous expansion with annual growth rates of more than 20% and become important engines for the city's rapid and healthy economic development.



GEOGRAPHIC CHARACTERISTICS

Shenzhen is a coastal city in South China with a longitude lying between 113.46 and 114.37 degrees East and a latitude between 22.27 22.52 degrees North. Shenzhen is South of the Tropic of Cancer.

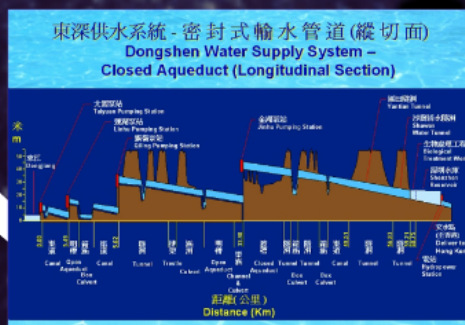
Thecasesolutions.com



PATTERN OF WATER USAGE IN SHENZHEN

Shenzhen has more than 310 rivers and streams, which are associated with hydro graphic systems. There are 220 water conservation projects in the city, including 172 reservoirs storing a total volume of 611 million cubic metres.

Thecasesolutions.com



FACTS.

- Shenzhen is the only city in Guangdong which speaks Mandarin as a dominant language.
- It is also one of the oldest special economic zones which developed from a deserted border into a prosperous modern city.
- Shenzhen has more than 2 million registered vehicles, with 300,000 vehicles estimated to be used on local roads every day.
- Shenzhen is the world's fourth-busiest container port and fourth busiest airport on the Chinese mainland.

Thecasesolutions.com



POPULATION TWO

Age Structure

0-14 years	8.50%
15-64 years	90.39%
65 years and over	1.11%

Population growth rate	13.45
Birth rate	14.54
Death rate	1.09

Population by sex

Female	50.93%
Male	58.78%
Sex ratio	103:79 (Male to female)

Thecasesolutions.com