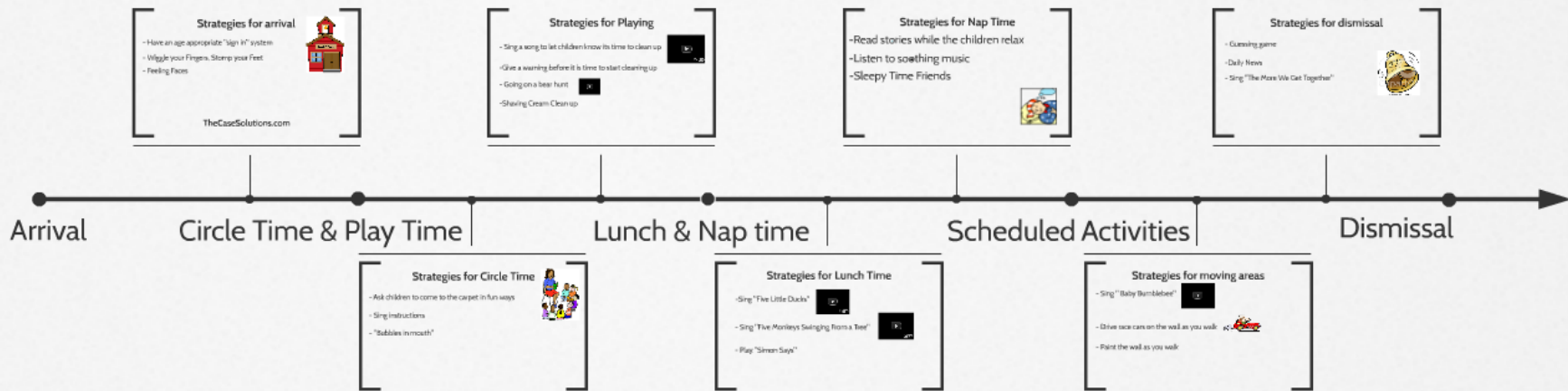
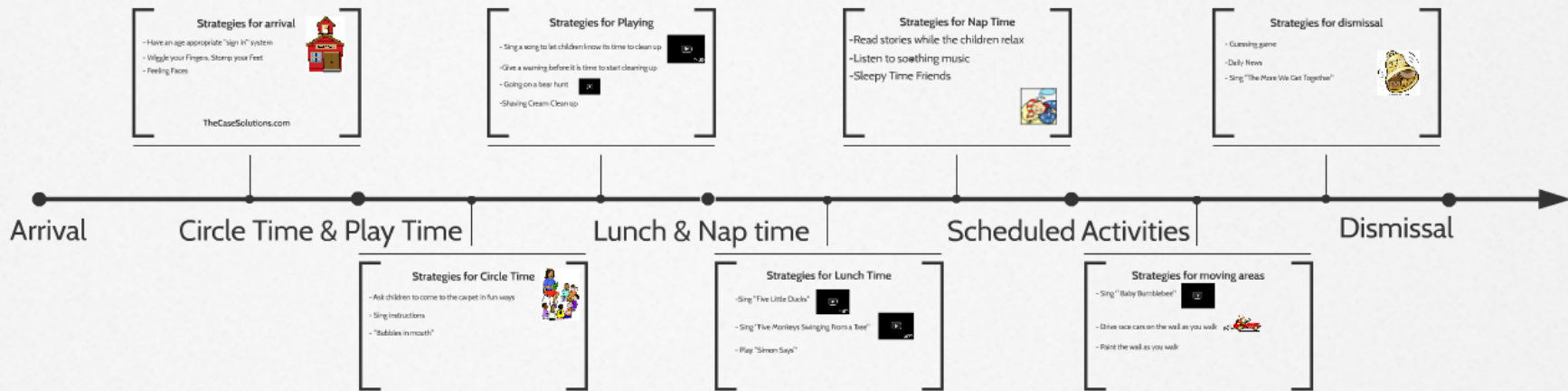


Nike in Transition (B): Phil Knight Returns Case Solution




TheCaseSolutions.com

Nike in Transition (B): Phil Knight Returns Case Solution



TheCaseSolutions.com



by: **Wesley**



TheCaseSolutions.com

Strategies for arrival

- Have an age appropriate "sign in" system
- Wiggle your Fingers, Stomp your Feet
- Feeling Faces



TheCaseSolutions.com

When children arrive at different times it can make things difficult. Some children can be upset and not want their parents to leave. Other children might come in angry, tired, or fired up. Because behavior at this time will change daily, it is important to keep arrival orderly and calm. Having set procedures and strategies for this time can be extremely helpful.

TheCaseSolutions.com

Strategies for arrival

- Have an age appropriate "sign in" system
- Wiggle your Fingers, Stomp your Feet
- Feeling Faces



TheCaseSolutins.com

Students in preschool can have a slot with their name on it on the wall. Have popcicle sticks with a picture that is significant to the child on it. This could be either a picture of them or they can make a puppet person for the stick. When they get to school in the morning they move their stick to the slot with their name on it. When they leave for the day they move their stick back to a cup on the side.



TheCaseSolutions.com

I actually did this with my preschool class last year. The kids had a picture of their face laminated to the sticks and they moved it to their slot. Every once in a while we would move their names around so they would have to recognize and find their name again. This was one of their favorite parts of the day. Mom or Dad could say "Go move your face!" while they talked to the teachers in the morning about the child's morning. It also made goodbyes much easier on the child because they were ready to be at school once they moved their picture.